

Product Brochure For B042

Automatic Hitch Feed Metal Cutting Band Saw - C-300NC

340 x 300mm (W x H) Rectangle Capacity



ORDER CODE:	B042
MODEL:	C-300NC
Operation Type:	Fixed Head & Automatic Hitch Feed
Round @ 90° (mm):	300
Round @ 45° (mm):	~
Round @ 60° (mm):	~
Square @ 90° (mm):	300
Square @ 45° (mm):	~
Square @ 60° (mm):	~
Rectangle (W x H) @ 90° (mm):	340 x 300
Rectangle (W x H) @ 45° (mm):	~
Rectangle (W x H) @ 60° (mm):	~
Coolant System:	Yes
Table Working Height (mm):	600
Cutting Head Beam Type:	Fully-Automatic
Cutting Head Beam Return:	Auto-Hydraulic Return
Cutting Head Down Feed Control:	Adjustable Hydraulic
Vice Clamping Fixture:	Automatic-Hydraulic
Bundle Cutting Fixture:	Yes
Blade Steps / Speeds (M/Min):	Variable 20-100
Blade Size (L x W x T) (mm):	3820 x 34 x 1.1
Motor Power (kW / hp):	3.75 / 5
Voltage / Amperage (V / amp):	415
Nett Weight (kg):	2000



Description

Manufactured in Taiwan

Automatic, hitch feed operation
 Bundle cutting with nesting fixture

Smart NC-20 (SNC-20) control programmable to 20 different job quantities and lengths complete with hydraulic vice clamping and hitch feed system

Functions:

1. Automatic kerf compensation: = blade thickness for multiple indexing; this function allows and calculates the blade thickness into the programmed cut length so you achieve desired length required (factory pre-set)
 2. "Save-a-blade": to prevent blade tooth deformities, this function retracts the material back approx 3mm away from the blade preventing the blade teeth rubbing on the material on the return after completion of cut
 3. Automatic shut-off for finished jobs or out of stock
 4. Simplified self diagnostics error code display
 5. LCD screen with keypad displaying the following blade speed, blade life & feed vice position display
- bundle and single cutting mode switch includes bundle cutting clamps (nesting fixture)

Features

- Idle wheel motion proximity switches shuts off machine if blade breaks or slips
- Coolant system incorporating a wash down hose with trigger gun
- Back-tilted saw frame for longer blade life
- Inverter controlled infinitely variable blade speed 20-100mpm
- Precision feed pressure & feed rate dual valve system for optimal performance in any material
- Carbide and ball bearing blade guides provides superior accuracy and reduce friction for longer blade life
- Bundle and single cutting mode switch
- Automatic (work height) material sensor with rapid approach
- Automatic hydraulic blade tensioning system
- Synchronised power driven blade cleaning brush removes swarf from blade
- Dual vice clamping providing burr free cut
- Electrical and hydraulic safety interlock prevents machine starting vices securely clamped
- Double retracting vice jaws (feeding vice only) reduces friction from jaws rubbing on material during the feeding process
- Quick action hydraulic vice provides quicker set-up of jobs
- Hydraulic swarf conveyor directs excess waste to side of machine


Product Brochure For B042

- Vibration dampener system provides smoother cutting

Specific Features



Control Panel




Hitch Feeding System



Hydraulic Blade Tension Device with Gauge



Blade Tension Gauge



Bundle Cutting Clamp



Heavy Duty Gearbox Drive System



Ball Bearing Blade Guides with Carbide Pads



Rear View Left



Hydraulic Blade Tension Device Side View



Hydraulic Driven Swarf Conveyor



Rapid Approach Material Sensor



Light Direct Above Work Piece



Coolant Nozzle and Fixed Hose Direct Above Blade



Wire Wheel Blade Cleaning Brush



Coolant Pump and Tank




Hydraulic Oil Level Gauge

Product Brochure For B042



Dual Clamp



Rack Type Clamps



Rear View



Right View



Bundle Cutting

Recommended Accessories

L300
 Magnetic Swarf Remover



M9991
 Magnetic Floor Sweeper



B525
 Metal Band Saw Blade - 4-6TPI
 Bi-Metal, Blade - 3820 x 34 x
 1.3mm



S090A
 Soluble Metal Cutting Fluid - 1
 Litre



Product Brochure For B042

S090

Soluble Metal Cutting Fluid - 5 Litre



S076

Cutting Tool Lubricant Fluid - 500ml



S077

Drilling, Tapping & Cutting Tool Lubricant Spray - 400g



S075

Cutting Tool Lubricant Paste - 200g



S074

Cutting Tool Lubricant Paste - 500g



S091

Soluble Metal Cutting Fluid - 20 Litre



L830

Roller Conveyor with Adjustable Stands - Heavy Duty



L835

Roller Conveyor with Adjustable Stands - Extra Heavy Duty



L818

Roller Conveyor



L822

Roller Conveyor Stand



W3434

Roller Stand



W3436

Roller Stand - V-Type



Product Brochure For B042

W343A
 Roller Stand




W343
 Roller Stand



M800
 Rubber Mat - Anti-Fatigue



M805
 Rubber Mat - Anti-Fatigue



O000
 SpillFix Universal Organic Absorbent



O043
 Rust & Corrosion Preventive



O042
 General Purpose Lubricant & Corrosion Inhibitor



O040
 Rust & Corrosion Preventive



O044
 Rust & Corrosion Preventive

