

Product Brochure For B062

## Swivel Head Metal Cutting Band Saw - EB-260A

225 x 180mm (W x H) Rectangle Capacity



ORDER CODE:	B062
MODEL:	EB-260A (240V)
Operation Type:	Swivel Head
Round @ 90° (mm):	225
Round @ 45° (mm):	150
Round @ 60° (mm):	100
Square @ 90° (mm):	180
Square @ 45° (mm):	160
Square @ 60° (mm):	100
Rectangle (W x H) @ 90° (mm):	225 x 180
Rectangle (W x H) @ 45° (mm):	140 x 140
Rectangle (W x H) @ 60° (mm):	100 x 100
Coolant System:	Yes
Table Working Height (mm):	950
Cutting Head Beam Type:	Manual
Cutting Head Beam Return:	Manual Return
Cutting Head Down Feed Control:	Adjustable Hydraulic
Vice Clamping Fixture:	Manual - Quick Action
Bundle Cutting Fixture:	~
Blade Steps / Speeds (M/Min):	90
Blade Size (L x W x T) (mm):	2480 x 27 x 0.9
Motor Power (kW / hp):	1.1 / 1.5
Voltage / Amperage (V / amp):	240
Nett Weight (kg):	216



### Features

- 225 x 180mm rectangular capacity
- Larger cutting capacity than conventional cold saws
- Heavy-duty gear drive system
- Quick-action lock/release vice
- Swivel head mitre cut to 60° right
- Quick action lock/release lever for swivel head
- Coolant system for cutting efficiency and blade life
- Material support roller for long stock
- User friendly blade tension system
- Control panel mounted for easy access
- Ball bearing blade guides ensures minimal blade clearance wear & increases blade life due to less friction
- Blade cleaning brush incorporated into blade guide system
- Adjustable hydraulic cylinder for auto feed
- 1-speed 240V motor enabling blade speeds of 90mpm
- Vibration free, low noise operation ensures clean & high precision cuts
- Machine stand with integrated cooling fitted as standard

Product Brochure For B062


**Specific Features**




Blade Tension Device



Control Panel




Feed Control Valve



Wire Wheel and Roller Bearing Blade Guides



Motor and Gearbox



Vice



Swivel Head Degree Scale



Quick Action Clamp Lever



Coolant System



Large Swarf Tray

Product Brochure For B062

**Recommended Accessories**

**B478**

Metal Band Saw Blade - 4-6TPI Bi-Metal, Blade - 2480 x 27 x 0.9mm



**B479**

Metal Band Saw Blade - 6-10TPI Bi-Metal, Blade - 2480 x 27 x 0.9mm



**B480**

Metal Band Saw Blade - 10-14TPI Bi-Metal, Blade - 2480 x 27 x 0.9mm



**S091**

Soluble Metal Cutting Fluid - 20 Litre



**S090A**

Soluble Metal Cutting Fluid - 1 Litre



**S090**

Soluble Metal Cutting Fluid - 5 Litre



**S076**

Cutting Tool Lubricant Fluid - 500ml



**S077**

Drilling, Tapping & Cutting Tool Lubricant Spray - 400g



Product Brochure For B062

**S075**  
 Cutting Tool Lubricant Paste -  
 200g



**S074**  
 Cutting Tool Lubricant Paste -  
 500g



**L812**  
 Roller Conveyor




**L814**  
 Roller Conveyor Stand



**M800**  
 Rubber Mat - Anti-Fatigue



**M805**  
 Rubber Mat - Anti-Fatigue



**O000**  
 SpillFix Universal Organic  
 Absorbent



**O043**  
 Rust & Corrosion Preventive



**O042**  
 General Purpose Lubricant &  
 Corrosion Inhibitor



**O040**  
 Rust & Corrosion Preventive



**O044**  
 Rust & Corrosion Preventive

