

Product Brochure For B063

Swivel Head Metal Cutting Band Saw - EB-280DS

245 x 180mm (W x H) Rectangle Capacity



ORDER CODE:	B063
MODEL:	EB-280DS
Operation Type:	Swivel Head - Dual Mitre
Round @ 90° (mm):	225
Round @ 45° (mm):	160
Round @ 60° (mm):	100
Square @ 90° (mm):	180
Square @ 45° (mm):	160
Square @ 60° (mm):	100
Rectangle (W x H) @ 90° (mm):	245 x 180
Rectangle (W x H) @ 45° (mm):	160 x 160
Rectangle (W x H) @ 60° (mm):	100 x 100
Coolant System:	Yes
Table Working Height (mm):	965
Cutting Head Beam Type:	Manual
Cutting Head Beam Return:	Manual Return
Cutting Head Down Feed Control:	Adjustable Hydraulic
Vice Clamping Fixture:	Manual - Quick Action
Bundle Cutting Fixture:	~
Blade Steps / Speeds (M/Min):	45-90
Blade Size (L x W x T) (mm):	2480 x 27 x 0.9
Motor Power (kW / hp):	1.1 / 1.5
Voltage / Amperage (V / amp):	415
Nett Weight (kg):	280



Features


- 245 x 180mm rectangular capacity
- Larger cutting capacity than conventional cold saws
- Swivel head double mitre cut to 45° right & left, 60° right
- Quick action lock/release lever for swivel head
- Heavy-duty gear drive system
- Control panel mounted up high for convenient & easy access
- Heavy duty hydraulic down feed cylinder accessible from front of machine for convenient & easy access
- Ball bearing blade guides ensures minimal blade clearance wear and increases blade life due to less friction
- Blade cleaning brush incorporated into blade guide system
- Quick-action lock/release vice
- Unique sliding vice design for dual mitre operation
- Coolant system for cutting efficiency and blade life
- Material support roller for long stock
- User friendly blade tension system with gauge
- 2-speed motor enabling blade speeds of 45 & 90mpm
- Vibration free, low noise operation ensures clean & high precision cuts
- Machine stand with integrated cooling fitted as standard

Product Brochure For B063


Specific Features




Control Panel



Variable Feed Control Valve



Blade Tension Gauge



Dual Mitre Swivel Head



Quick Action Clamp Lever



Motor and Gearbox




Roller Support



Coolant Pump



Swivel Head Degree Scale



Lock Lever



Control Panel

Product Brochure For B063

Recommended Accessories

L300
 Magnetic Swarf Remover



M9991
 Magnetic Floor Sweeper



B478
 Metal Band Saw Blade - 4-6TPI
 Bi-Metal, Blade - 2480 x 27 x
 0.9mm



B479
 Metal Band Saw Blade -
 6-10TPI Bi-Metal, Blade - 2480 x
 27 x 0.9mm



B480
 Metal Band Saw Blade -
 10-14TPI Bi-Metal, Blade - 2480
 x 27 x 0.9mm



S091
 Soluble Metal Cutting Fluid - 20
 Litre



S090A
 Soluble Metal Cutting Fluid - 1
 Litre



S090
 Soluble Metal Cutting Fluid - 5
 Litre



Product Brochure For B063

S076

Cutting Tool Lubricant Fluid - 500ml



S077

Drilling, Tapping & Cutting Tool Lubricant Spray - 400g



S075

Cutting Tool Lubricant Paste - 200g



S074

Cutting Tool Lubricant Paste - 500g



L812

Roller Conveyor



L814

Roller Conveyor Stand




M800

Rubber Mat - Anti-Fatigue



M805

Rubber Mat - Anti-Fatigue



O000

SpillFix Universal Organic Absorbent



O043

Rust & Corrosion Preventive



O042

General Purpose Lubricant & Corrosion Inhibitor



O040

Rust & Corrosion Preventive



Product Brochure For B063

O044

Rust & Corrosion Preventive

