

Product Brochure For K8151

Twin Drum Sander - DS-660, 240V

Built to School Specifications
 NSW DOE Item 12A

Please Call



ORDER CODE:	K8151
NSW DOE Item No.:	12A
QLD DOE Item No.:	-
MODEL:	Schools / TAFE DS-660
Disc Diameter (mm):	-
Variable Table Feed Speed (m/min):	0.93 - 6.2
Sanding Drum Speed (rpm):	1280
Belt Size (mm):	2600 x 100
Drum Diameter (mm):	125
Max Sanding Width (mm):	660
Max Sanding Thickness (mm):	127
Min Sanding Thickness (mm):	6
Dust Collector Ports (No. x mm):	2 x Ø100
Feed Motor Power (hp):	1/6
Motor Power (kW / hp):	2.2 / 3
Voltage / Amperage (V / amp):	240 / 15
Nett Weight:	225



Description

The DS-660 features a powerful 3HP/ 240V single-phase motor giving this machine a plenty of power to suit most sanding applications. With a variable speed rubberised feed belt that helps to protect the underside of panels during sanding making this a versatile machine. The abrasive material is spirally wound onto both drums with the option for the drums to be configured with a coarse paper on the front drum and fine paper on the rear to save you time while reducing the need for prolonged hand sanding.

Features

- 660mm (26") sanding width capacity
- Twin, dynamically balanced 125mm drums ensure smooth sanding (1 coarse & 1 fine)
- High quality conveyor belt, easy to track for smooth feeding
- Variable speed conveyor drive giving 0.92 m/min to 6.2 m/min
- Sanding workpiece thickness, Min/Max (6 - 127mm)
- Heavy duty 2.2kW / 3hp Induction 240V motor
- Twin Ø100mm (4") dust ports for efficient dust extraction

Safety Features


- Belt cover with integrated tool-locking mechanism
- Additional guarding installed on both the infeed and outfeed sides of the machine to ensure maximum operator safety. (not shown in image)
- Magnetic NVR on/off switch
- Emergency stop
- Keyed isolation switch - PWD approved
- Test and tag certificate on 240V lead

Includes

- Two abrasive belts (80 grit and 120 grit)

Product Brochure For K8151

Specific Features



Belt Tension Adjustment




Twin 100mm Dust Ports




Height Adjustment Handle



Electronic Height Reader



Drum Adjustment



Twin Drum Sander



Rear View



Control Panel

Recommended Accessories

A95408

Drum Sander - Belt

A95412

Drum Sander - Belt

A95424

Drum Sander - Belt

G183

Abrasive Belt & Disc Cleaning Stick



Product Brochure For K8151

W394
 Dust Collector



W329
 Dust Collector



W344
 Wood Dust Accessory Kit



W334
 Dust Hose Reducer



W333
 Dust Hose Reducer



W335
 Blast Gate



W336
 Dust Hose Elbow - 90 Degree



W337
 Dust Hose Y Adaptor



W338
 Dust Hose Universal Dust Hood



W339
 Dust Hose Floor Sweeper Attachment



W340
 Dust Hose Clamp

