

Product Brochure For K8235

## EB-260V - Swivel Head Metal Cutting Band Saw - Schools / TAFE

225 x 180mm (W x H) Rectangle Capacity Electronic Variable Blade  
 Speed 20-90rpm

### Please Call



ORDER CODE:	K8235
NSW DOE Item No.:	~
QLD DOE Item No.:	~
MODEL:	School / TAFE EB-260V
Operation Type:	Swivel Head
Throat Capacity (mm / inch):	~
Height Capacity (mm):	~
Round Capacity 90° (mm):	225
Round Capacity 45° (mm):	150
Square Capacity 90° (mm):	180
Square Capacity 45° (mm):	140
Rectangle Capacity 90° (mm):	225 x 180
Rectangle Capacity 45° (mm):	140 x 140
Table Size (mm):	~
Blade Speed (m/min):	Variable 20-90
Blade Size (mm):	2480 x 27 x 0.9
Welder Capacity (mm):	~
Motor Power (kW / hp):	1.5 / 2
Voltage / Amperage (V / amp):	240 / 10
Nett Weight (kg):	200



### Description

Manufactured in Taiwan

### Features

- 225 x 180mm rectangular capacity
- Electronic variable blade speed, 240V motor
- Larger cutting capacity than conventional cold saws
- Heavy-duty gear drive system
- Quick-action lock/release vice
- Swivel head mitre cut to 60° right
- Quick action lock/release lever for swivel head
- Coolant system for cutting efficiency and blade life
- User friendly blade tension system
- Control panel mounted for easy access
- Adjustable length stop for repetition cutting
- Ball bearing blade guides ensures minimal blade clearance wear & increases blade life due to less friction
- Blade cleaning brush incorporated into blade guide system
- Adjustable hydraulic cylinder for auto feed
- Vibration free, low noise operation ensures clean & high precision cuts
- Machine stand with integrated cooling fitted as standard

### Safety Features

- Magnetic NVR on/off switch
- Emergency stop switch
- Tamper proof micro-switch fitted to blade guard cover, enhancing safety during blade changes
- Keyed isolation switch - PWD approved
- Test and tag certificate on 240V lead

### Includes

- Bi-metal blade - 2480 x 27 x 0.9mm

Product Brochure For K8235

**Specific Features**




Front View




Swivel Head at 60 Degrees




Swivel Head Full View



Ball Bearing Blade Guides



Ball Bearing Blade Guides with Cleaning Brush



Blade Cleaning Brush



Feed Control Valve




Micro Cut Out Switch



Control Panel



Variable Speed Motor and Gearbox




Lockable Power Switch




Blade Tension Device



Material Length Stop



Vice



Swivel Head Degree Scale



Head Lock

Product Brochure For K8235



Seivel Head Stop



Material Support



Safety Blade Guard Micro Switch



Coolant Pump

Recommended Accessories

B478

Metal Band Saw Blade - 4-6TPI Bi-Metal, Blade - 2480 x 27 x 0.9mm



B479

Metal Band Saw Blade - 6-10TPI Bi-Metal, Blade - 2480 x 27 x 0.9mm



B480

Metal Band Saw Blade - 10-14TPI Bi-Metal, Blade - 2480 x 27 x 0.9mm



S090A

Soluble Metal Cutting Fluid - 1 Litre



S090

Soluble Metal Cutting Fluid - 5 Litre



S091

Soluble Metal Cutting Fluid - 20 Litre

