

Product Brochure For K8252

Centre Lathe - Includes Tooling Package - AL-1324, 415V

Built to School Specifications
 NSW DOE Item 32B

Please Call



ORDER CODE:	K8252
NSW DOE Item No.:	32B
QLD DOE Item No.:	~
MODEL:	Schools/TAFE AL-1324 &
Digital Readout:	Optional
Tool To Suit (mm):	16
Distance Between Centres (mm):	600
Swing Over Bed (mm):	330
Swing Over Gap (mm):	~
Swing Over Cross-slide (mm):	200
Centre Height (mm):	165
Spindle Bore (mm):	Ø40
Camlock Spindle Size:	D1-4
Bed Width (mm):	190
Head Stock Spindle Taper (MT):	5
Tail Stock Taper (MT):	3
Cross Slide Travel (mm):	175
Compound Slide Travel (mm):	100
Lead Screw:	Metric
Cross Feed (mm/rev):	0.034 ~ 0.468
Longitudinal Feed (mm/rev):	0.068 ~ 0.936
Metric Thread Range (No. / mm):	30 (0.4 - 7.0)
Imperial Thread Range (No. / TPI):	32 (4 - 56)
3 Jaw Chuck Diameter (mm):	Ø160
4 Jaw Chuck Diameter (mm):	Ø200
Spindle Steps/speeds (No. / RPM):	18 / 50-2000
Motor Power (kW / hp):	2.25 / 3
Voltage / Amperage (V / amp):	415
Nett Weight (kg):	660



Description

The AL-1324 is proudly manufactured in Taiwan and is equipped with all the necessary safety features to meet the standards set by the education department. This machine includes a leadscrew cover, a chuck guard with a micro switch, a micro switch on the side access door, and an emergency foot brake. These advanced safety features make the AL-1324 an excellent choice for protecting students as they learn and develop their skills.

Features

- Toolroom quality precision lathe
- Manufactured in Taiwan and sold for over 25 years
- Gear drive headstock for quick change of spindle speeds
- Stand increasing rigidity and reducing vibration
- Precision 'V'-beds are hardened and ground, incorporating a rigid webbed casting
- Change gears for metric and imperial thread cutting
- Oil sight glass for head stock and gearbox
- Adjustable taper roller bearings support the spindle
- 3HP/415V motor, 18-speed (50 - 2000rpm)
- Enclosed quick action gearbox for thread cutting and auto feeding
- Powered longitudinal and cross feeds
- D1-4 camlock spindle for quick chuck changes and safe reverse-direction turning. ISO standard
- Dual calibrated dials
- Coolant system with flexible hose
- Slide out swarf tray

Safety Features

- Foot operated spindle brake with safety cut out switch
- Interlocked safety chuck guard
- Interlocked change gear cover with integrated tool-locking mechanism
- Leadscrew cover ensures swarf not reaching clasp nut

Product Brochure For K8252

- Emergency stop switch fitted to headstock
- Overload protection on drive motor and coolant system
- Overload clutch mechanism on auto power feed
- Keyed isolation switch - PWD approved

Includes

- Ø160mm 3-jaw chuck with reverse jaws - D1-4 mount
- Ø200mm 4-jaw chuck - D1-4 mount
- Ø200mm Drive Plate - D1-4 mount
- Fixed Steady
- Travelling steady
- Dead centre
- Spindle reducing bush
- Thread chasing dial
- Rear splash guard
- 16mm Turning Tool Kit (L451)
- Parting Tool Holder (L074)
- HSS Parting Blade (L0007)
- 13mm Keyless Drill Chuck (C292)
- 3MT x JT6 Drill Chuck Arbor (D443)
- 3MT Live Centre (C052)
- Knurling Tool Holder - Clamp type (L080)
- Lathe Carrier 38mm - Bent tail (L081)
- 6 x Machine mounts - 500kg capacity (M002)
- Spanners, toolbox & operators manual

Specific Features



Left View



Chuck Guard with Safety Micro



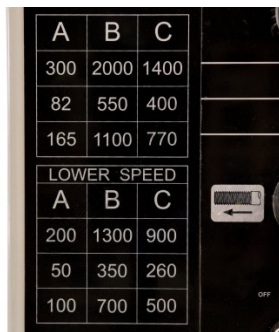
Safety Chuck Guard Up



Headstock




Spindle Speed Levers



Spindle Speed Chart



Enclosed Quick Change Gearbox



Thread-Feed Chart

Product Brochure For K8252



Keyed Switch



Footbrake



Sliding Drip Tray for Swarf Removal




3 Jaw Chuck



Fixed and Travelling Steadies




Leadscrew Cover Front




Leadscrew Cover Rear




Coolant Hose




Saddle Left View



Saddle Front View




Saddle Right View



Toolpost



Thread Chasing Dial



Forward Reverse Spindle Lever



Feed Levers




Swivel Compound Slide


Product Brochure For K8252




Cross Slide Hand Wheel



Saddle Hand Wheel




Compound Slide Hand Wheel



Compound Slide



Tailstock



Tailstock Hand Wheel



Tailstock Quill Graduations



Tailstock Horizontal Adjustment



Hardened and Ground Bedways



Bed Drip tray



Toolbox



16mm Turning Tool Kit L451



Parting Tool Holder L074



HSS Parting Blade L011B



13mm Keyless Drill Chuck C292




3MT x JT6 Drill Chuck Arbor D443

Product Brochure For K8252



3MT Live Centre C052



Knurling Tool Holder Clamp Type-L080



6 x 500kg capacity Machine Mounts M002



Lathe Carrier 38mm Bent Tail-L081



Drive Plate

Recommended Accessories

A358
 Sky Hook Lifting Device



A358A
 Chuck Hook



L457
 Lathe Threading Tool Kit - Insert Type




L465
 Professional Lathe Parting Tool Kit - Insert Type



Product Brochure For K8252

L341

Fitting and Machining Technical Book



L295

Quick Change Toolpost



L295A

Quick Change Toolpost Holder - Std



M800

Rubber Mat - Anti-Fatigue

