

Product Brochure For K8259

Studturn 1440VS Centre Lathe - with Digital Readout System - Schools / TAFE

360 x 1000mm Turning Capacity

Please Call



ORDER CODE:	K8259
NSW DOE Item No.:	~
QLD DOE Item No.:	~
MODEL:	Schools/TAFE Studturn 1440VS
Digital Readout:	Yes
Tool To Suit (mm):	16
Distance Between Centres (mm):	1000
Swing Over Bed (mm):	360
Swing Over Gap (mm):	560
Swing Over Cross-slide (mm):	215
Centre Height (mm):	178
Spindle Bore (mm):	Ø42
Camlock Spindle Size:	D1-5
Bed Width (mm):	250
Head Stock Spindle Taper (MT):	5
Tail Stock Taper (MT):	3
Cross Slide Travel (mm):	195
Compound Slide Travel (mm):	100
Lead Screw:	Metric
Cross Feed (mm/rev):	0.01 - 0.13
Longitudinal Feed (mm/rev):	0.03 - 0.40
Metric Thread Range (No. / mm):	27 (0.4 - 7)
Imperial Thread Range (No. / TPI):	36 (4 - 72)
3 Jaw Chuck Diameter (mm):	Ø193
4 Jaw Chuck Diameter (mm):	Ø250
Spindle Steps/speeds (No. / RPM):	Variable / 35-2500
Motor Power (kW / hp):	3.75 / 5
Voltage / Amperage (V / amp):	415
Nett Weight (kg):	1100



Description

Manufactured in Taiwan, Jesco has been producing high-quality center lathes for over 30 years. As an OEM manufacturer for a leading British lathe brand, Jesco is renowned for its exceptional craftsmanship and reliability.

The Variable Speed Studturn boasts an impressive spindle speed of 2500rpm and features a fully enclosed universal gearbox, offering a comprehensive range of threading and feeding options.

Designed with operator safety in mind, it includes features such as leadscrew covers, chuck and chip guards, an emergency stop switch, and a convenient footbrake. Additionally, all models can be specially ordered with premium digital readout systems from brands like Fagor, Easson, Carmar, Heidenhain, Sony, Mitutoyo, and Measumax.

Features

- Schneider Electric Varispeed high-performance, Low-noise, Inverter drive
- Variable Speed 35-2500rpm with high/low speed selector
- Mechanical emergency footbrake for safety
- Noise levels below 80dba
- Precision Taiwanese machine, sold for over 34 years
- Adjustable taper roller bearings providing spindle accuracy
- Precision 'V'-beds & headstock gears are all hardened & ground
- Chuck guard with safety micro switch cut out
- Overload protection on drive motor and coolant system
- Universal enclosed gearbox incorporating metric & imperial thread capabilities
- Inching button incorporated on the control panel for convenient spindle speed selection
- Foot operated spindle brake with safety cut out switch
- 250mm wide induction hardened heavy duty cast iron bed
- Removable gap bed allowing work piece to swing up to 560mm
- Powered longitudinal and cross feeds
- Clutch in apron enabling pressure adjustment for feeding in both axis
- Metric calibrated dials with clearly marked graduations

Product Brochure For K8259

- Coolant system with flexible hose enabling operator to manipulate flow direction
- Oil sight glass for head stock and gearbox
- Change gears for metric and imperial thread cutting
- D1-5 camlock spindle for quick chuck removal
- 42mm spindle bore
- 3.75kW / 5HP 415V main motor


Includes

- 2 axis digital readout system
- 193mm 3-jaw chuck (steel body) with reverse jaws
- 250mm 4-jaw chuck
- Faceplate
- Fixed Steady with roller bearings
- Travelling steady with roller bearings
- Chuck guard
- Leadscrew cover
- Foot brake
- Coolant system
- Rear splash guard
- Thread chasing dial
- Spindle reducing bush
- Dead centres
- Instruction booklet

Optional Accessories

- Toolpost Safety Guard
- Constant surface speed cutting - Allows for auto acceleration of the spindle when facing or reducing diameters

Specific Features



Saddle



Headstock Controls



DRO



Speed Digital Readout



Chuck Guard with Safety Micro Switch



Heavy Duty Tailstock



3 Point Travelling Steady




3 Point Fixed Steady

Product Brochure For K8259



Adjustable Light Coolant Nozzle



Thread Chasing Dial



Slide Out Tray For Easy Cleaning



One Shot Lubrication

INDICATOR TABLE			
GEAR	PITCH	SCALE	
13T	1 1/3	6.5	1
	0.2 0.25 0.3 0.4 0.5	1 or 4	
	0.7 1 1.4 1.75	2	2 or 5
14T	3.5	7 1/4	3 or 6
	0.8	4	1
	0.2 0.25 0.3 0.4 0.5	1 or 4	
18T	0.5 0.6 0.75 0.9	1	1, 2, 3
	1.2 1.5 2 3 4.5	4, 5, 6	
	6 9		
20T	0.8 4 12	1 3 or 5	
	0.2 0.25 0.4 0.5 0.8	1 or 4	
	1 1.25 2 2.5 4	2 or 5	
22T	5 10	3 or 6	
	8	1	
	0.2 0.25 0.4 0.5 1	1 or 4	
	1.1 2 3.5 11	2 or 5	
	0.8	3 or 6	1

Indicator Table



Optional Toolpost Safety Guard Full View



Optional Toolpost Safety Guard Top View



Optional Toolpost Safety Guard


Recommended Accessories

A358
 Sky Hook Lifting Device

A358A
 Chuck Hook

L453
 Lathe Turning Tool Kit - 3 piece
 Insert Type

L459
 Lathe Threading Tool Kit - Insert
 Type



Product Brochure For K8259

L467
 Professional Lathe Parting Tool
 Kit - Insert Type



C054
 4MT Live Centre



S090A
 Soluble Metal Cutting Fluid - 1
 Litre



S090
 Soluble Metal Cutting Fluid - 5
 Litre



S076
 Cutting Tool Lubricant Fluid -
 500ml



S077
 Drilling, Tapping & Cutting Tool
 Lubricant Spray - 400g



S075
 Cutting Tool Lubricant Paste -
 200g



S074
 Cutting Tool Lubricant Paste -
 500g



D1272
 Metric 135° Precision HSS Drill
 Set - 25 Piece



D1282
 Imperial 135° Precision HSS
 Drill Set - 29 Piece



D126
 Metric 135° Precision HSS Drill
 Set - 170 Pieces



C294
 Industrial Drill Chuck - Keyless
 Type



Product Brochure For K8259

D454A
4MT x JT3 Drill Chuck Arbor



D119
Metric 2MT HSS Drill Set



D424
Drill Sleeve - Morse Taper



D422
Drill Sleeve - Morse Taper



M800
Rubber Mat - Anti-Fatigue



M805
Rubber Mat - Anti-Fatigue

