

Product Brochure For K8708

AL-250G Bench Lathe includes Tooling Package - QLD Schools / TAFE

250 x 500mm Turning Capacity

Please Call



ORDER CODE:	K8708
NSW DOE Item No.:	~
QLD DOE Item No.:	~
MODEL:	Schools/TAFE AL-250G &
Digital Readout:	~
Tool To Suit (mm):	16
Distance Between Centres (mm):	500
Swing Over Bed (mm):	250
Swing Over Gap (mm):	~
Swing Over Cross-slide (mm):	150
Centre Height (mm):	125
Spindle Bore (mm):	26
Camlock Spindle Size:	Fixed
Bed Width (mm):	140
Head Stock Spindle Taper (MT):	4
Tail Stock Taper (MT):	3
Cross Slide Travel (mm):	145
Compound Slide Travel (mm):	75
Lead Screw:	Metric
Cross Feed (mm/rev):	0.017 - 0.187
Longitudinal Feed (mm/rev):	0.035 - 0.375
Metric Thread Range (No. / mm):	15 (0.25 - 2.5)
Imperial Thread Range (No. / TPI):	~
3 Jaw Chuck Diameter (mm):	130
4 Jaw Chuck Diameter (mm):	Optional
Spindle Steps/speeds (No. / RPM):	12 (80 - 1600)
Motor Power (kW / hp):	0.75 / 1
Voltage / Amperage (V / amp):	240 / 10
Nett Weight (kg):	185



Features

- 12 spindle speed geared headstock incorporates a single progression dial
- 26mm spindle bore
- Hardened and ground bed
- Enclosed quick action gearbox for thread cutting & auto feeding
- Adjustable taper roller spindle bearings
- Metric thread cutting
- Powered longitudinal and cross feeds
- Headstock and gearbox oil sight glass
- Quick action tailstock locking lever
- Metric thread chasing dial
- Forward/reverse spindle switch
- 0.75kW / 1hp 240V motor

Safety Features

- Emergency stop switch

Includes

- 125mm 3-jaw chuck with reverse jaws
- Face plate
- Fixed steady
- Travelling steady
- Dead centre
- Rear splash guard & swarf tray
- Safety chuck guard
- Leadscrew Cover
- Instruction booklet
- (C052) 3MT Live Centre
- (C289) Heavy Duty Drill Chuck

Product Brochure For K8708

- (D443) 3MT x JT6 Drill Chuck Arbor
- (L0007) Part Off Blade - High Speed Steel Bit
- (L074) Parting Tool Holder - Suits 1/2" HSS Tool Bit
- (L080) Knurling Tool Holder - Clamp Type
- (L450) Lathe Turning Tool Kit - 3 piece Insert Type
- (P235) Coolant Pump & Tank
- (L150) Lathe Stand

Optional Accessories

- PLEASE NOTE: Quick Change Toolpost,
- L292, will accept 16mm turning tools but 16mm boring bar WONT fit on this machine
- L280, will accept 12mm turning tools and 12mm boring bar WILL fit on this machine

Specific Features



C052 3MT Live Centre



C289 Heavy Duty Drill Chuck




D443 3MT x JT6 Drill Chuck Arbor



L0007 Part Off Blade High Speed Steel Bit



L074 Parting Tool Holder Suits 12 HSS Tool Bit



L080 Knurling Tool Holder Clamp Type



L150 Lathe Stand



L450 Lathe Turning Tool Kit 3 piece Insert Type



P235 Coolant Pump Tank



Shown With Optional Stand



Headstock Controls




Key Lockable Side Pulley Door

Product Brochure For K8708



Saddle




Compound Table with Safety Guard



Safety Chuck Guard With Micro



Toolpost




Swivel Compound Slide



Saddle Front View



Thread Chasing Dial



Feed and Thread Engagement Levers



Leadscrew Cover




Fixed 2 Point Steady



3 Point Travelling Steady



Tailstock



Tailstock Quill Graduations



Tailstock Hand Wheel Graduations



Tailstock Horizontal Adjustment



Hardened and Ground Bed


Product Brochure For K8708




Compound Slide Graduations



Cross Feed Hand Wheel Graduations



Saddle Hand Wheel Graduations



Micro Switch Fitted on Pulley Door



Forward Reverse Switch and Safety Step Switch



Emergency Stop Switch


Recommended Accessories

DU1107
 EMERGENCY STOP SWITCH

K001
 Bench Lathe, Stand & Tooling
 Package Deal

L151
 4 Jaw Independent Lathe Chuck
 with Adaptor Plate

L150
 Lathe Stand



Product Brochure For K8708

D695
 3-Axis Optimum Digital Readout
 Counter - 1µm



D694
 1500mm Optimum Magnetic
 Digital Readout Scale



D5242
 Scale - Backing Plate & Cover



P235
 Coolant Pump & Tank



L276
 Mini Vertical Mill Slide



L277
 Vertical Mill Slide



L292
 Quick Change Toolpost



L280
 Quick Change Toolpost



L0077
 Lathe Turning Tool Kit - 7 piece
 Insert Type



L017
 Right Hand Turning Tool Holder



L018
 Left Hand Turning Tool Holder



L044
 Right Hand Turning Tool Holder



Product Brochure For K8708

L045
 Left Hand Turning Tool Holder



L451
 Lathe Turning Tool Kit - 3 piece Insert Type



L457
 Lathe Threading Tool Kit - Insert Type



L465
 Professional Lathe Parting Tool Kit - Insert Type



L073
 Parting Tool Holder - Suits 1/2" HSS Tool Bit



L076
 Knurling Tool Holder Kit



C052
 3MT Live Centre



C290
 Heavy Duty Drill Chuck - Keyed Type



D443A
 3MT x JT3 Drill Chuck Arbor



D1272
 Metric 135° Precision HSS Drill Set - 25 Piece



D1282
 Imperial 135° Precision HSS Drill Set - 29 Piece



D126
 Metric 135° Precision HSS Drill Set - 170 Pieces



Product Brochure For K8708

S090A
 Soluble Metal Cutting Fluid - 1 Litre



S090
 Soluble Metal Cutting Fluid - 5 Litre



S076
 Cutting Tool Lubricant Fluid - 500ml



S077
 Drilling, Tapping & Cutting Tool Lubricant Spray - 400g




S075
 Cutting Tool Lubricant Paste - 200g




S074
 Cutting Tool Lubricant Paste - 500g



L341
 Fitting and Machining Technical Book



L3455
 Professional Sheet Metal Fabrication Book



L300
 Magnetic Swarf Remover




M9991
 Magnetic Floor Sweeper



M800
 Rubber Mat - Anti-Fatigue



M805
 Rubber Mat - Anti-Fatigue



Product Brochure For K8708

O000
 SpillFix Universal Organic
 Absorbent



O043
 Rust & Corrosion Preventive



O042
 General Purpose Lubricant &
 Corrosion Inhibitor



O040
 Rust & Corrosion Preventive



O044
 Rust & Corrosion Preventive

