

Product Brochure For K8710D

## AL-356 Centre Lathe with Digital Readout - Includes Tooling Package - Schools / TAFE

356 x 1000mm Turning Capacity

Please Call



ORDER CODE:	K8710D
NSW DOE Item No.:	~
QLD DOE Item No.:	~
MODEL:	Schools/TAFE AL-356 DRO &
Digital Readout:	Yes
Tool To Suit (mm):	16
Distance Between Centres (mm):	1000
Swing Over Bed (mm):	356
Swing Over Gap (mm):	476
Swing Over Cross-slide (mm):	224
Centre Height (mm):	178
Spindle Bore (mm):	Ø51
Camlock Spindle Size:	D1-5
Bed Width (mm):	187
Head Stock Spindle Taper (MT):	6
Tail Stock Taper (MT):	4
Cross Slide Travel (mm):	160
Compound Slide Travel (mm):	68
Lead Screw:	Metric
Cross Feed (mm/rev):	0.022 - 0.298
Longitudinal Feed (mm/rev):	0.078 - 1.044
Metric Thread Range (No. / mm):	32 (0.45 - 10)
Imperial Thread Range (No. / TPI):	20 (2-1/4 - 40)
3 Jaw Chuck Diameter (mm):	200
4 Jaw Chuck Diameter (mm):	200
Spindle Steps/speeds (No. / RPM):	16 (35 - 1900)
Motor Power (kW / hp):	1.8 / 2.4
Voltage / Amperage (V / amp):	415
Nett Weight (kg):	650



### Features

- Gear drive headstock for quick change of spindle speeds
- Precision 'V'-beds are hardened and ground, incorporating a rigid webbed casting
- Adjustable taper roller bearings support the spindle
- 16 spindle speeds (35-1900rpm)
- Powered longitudinal and cross feeds
- D1-5 camlock spindle for quick and accurate chuck removal
- Removable gap bed-way for larger diameter jobs
- Dual calibrated dials (except for saddle hand-wheel)
- Enclosed quick action gearbox for thread cutting and auto feeding
- Inching button is incorporated on the control panel for convenient spindle speed selection
- Oil sight glass for head stock and gearbox
- Change gears for metric and imperial thread cutting
- Slide out swarf tray

### Safety Features

- Foot operated spindle brake with safety cut out switch
- Interlocked safety chuck guard
- Interlocked change gear cover
- Leadscrew cover
- Raised red emergency stop switch
- Padlockable isolation switch

- OPTIONAL SAFETY ELECTRICS
- (ES310) Optional Safety Estop - Additional to standard Estop

### Includes

- 2 Axis DRO

## Product Brochure For K8710D

- 3-Jaw Chuck
- 4-Jaw Chuck
- Change Gears
- Face Plate
- Dead Centre
- Fixed & Travelling Steadies
- Thread Chasing Dial
- Lathe Stand
- Foot Brake
- Coolant System with Flexible Hose
- Work Light
- Slide out Swarf Tray
- Leadscrew Cover
- Quick Change Toolpost
- (C054) 4MT Live Centre
- (C294) Industrial Drill Chuck - Keyless Type
- (D454A) 4MT x JT3 Drill Chuck Arbor
- (L0007) Part Off Blade - High Speed Steel Bit
- (L074) Parting Tool Holder - Suits 1/2" HSS Tool Bit
- (L080) Knurling Tool Holder - Clamp Type
- (L451) Lathe Turning Tool Kit - 3 piece Insert Type
- (M002) Steel Machine Mount & Rubber Insert - 500kg Load Capacity (x6)

### Specific Features




2 Axis Digital Readout



3 Jaw Chuck and Safety Guard



Quick Change Toolpost



Feed and Screw Cutting Lever



Gearbox Feed Dials

leadscrew threads: 4mm

a	30T							
b	40T							
LEVER	4	1	4	2	3	1	3	3
	T	T	R	S	S	U	R	U
A D	10	8.0	7.5	6.0	5.6	4.8	4.5	3.6
B D	5.0	4.0	3.75	3.0	2.8	2.4	2.25	1.8
A C	2.5	2.0	1.875	1.5	1.4	1.2	1.125	0.9
B C	1.25	1.0	0.9375	0.75	0.7	0.6	0.5625	0.45

Metric Thread Chart

leadscrew threads: 4mm

a	40T				
b	40T				
LEVER	1	2	1	3	3
	T	S	U	R	U
A D	3	3 3/4	4	5	
B D	4 1/2	6	7 1/2	8	10
A C	9	12	15	16	20
B C	18	24	30	32	40


Imperial Thread Chart

Cross screw threads: 2.5mm


a	30T			
LEVER	OT	OS	OR	OU
A D	1.044	0.975	0.783	0.627
	0.298	0.278	0.224	0.179
B D	0.522	0.487	0.392	0.313
	0.149	0.139	0.112	0.089
A C	0.261	0.244	0.196	0.157
	0.075	0.070	0.056	0.045
B C	0.131	0.122	0.098	0.078
	0.037	0.035	0.028	0.022

Longitudinal and Cross feed Chart

Product Brochure For K8710D



Fixed and Travelling Steadies



Light and Coolant



Tailstock



Thread Chasing Dial



Cross Feed Handwheel




Swivel Compound Table




Saddle Feed Handwheel



Tail Stock Feed Handwheel



Induction Hardened Bed Ways



Adjustable Tailstock



Leadscrew Covers




Slideout Swarf Tray




Tailstock Quill Graduations



Spindle Speed Selectors




Headstock Controls




Spindle Engagement Lever

Product Brochure For K8710D



Saddle Right View



Saddle Front View

INDICATOR TABLE	
mm	0.45 0.6 1.5 3.0 4.5 6.0
scale	1/5/9
mm	0.7 3.5 8.0
scale	1/4/7/10
mm	1.25 2.5 5.0 10
scale	1/3/5/7/9/11
mm	1.0 2.0 4.0
scale	

Indicator Table For Thread Chasing



Compound Slide Handle



2 Speed Switch



C054 4MT Live Centre



C294 16mm Keyless Drill Chuck



D454A 4MT x JT3 Drill Chuck Arbor



L0007 Part Off Blade High Speed Steel Bit



L074 Parting Tool Holder Suits 12 HSS Tool Bit



L080 Knurling Tool Holder Clamp Type



L451 Lathe Turning Tool Kit 3 piece Insert Type



M002 Steel Machine Mount Rubber Insert

Product Brochure For K8710D

**Recommended Accessories**

**ES310**  
 Emergency Stop Switch Plus  
 Box Type Enclosure



**A358**  
 Sky Hook Lifting Device



**A358A**  
 Chuck Hook



**L300**  
 Magnetic Swarf Remover




**M9991**  
 Magnetic Floor Sweeper



**L0077**  
 Lathe Turning Tool Kit - 7 piece  
 Insert Type



**L0078**  
 Carbide Inserts - General  
 Purpose



**L451**  
 Lathe Turning Tool Kit - 3 piece  
 Insert Type



Product Brochure For K8710D

**L465**  
 Professional Lathe Parting Tool  
 Kit - Insert Type



**L457**  
 Lathe Threading Tool Kit - Insert  
 Type



**C054**  
 4MT Live Centre



**L076**  
 Knurling Tool Holder Kit



**C290**  
 Heavy Duty Drill Chuck - Keyed  
 Type



**D454A**  
 4MT x JT3 Drill Chuck Arbor



**D1272**  
 Metric 135° Precision HSS Drill  
 Set - 25 Piece




**D1282**  
 Imperial 135° Precision HSS  
 Drill Set - 29 Piece




**D126**  
 Metric 135° Precision HSS Drill  
 Set - 170 Pieces



**L341**  
 Fitting and Machining Technical  
 Book



**L3455**  
 Professional Sheet Metal  
 Fabrication Book




**M800**  
 Rubber Mat - Anti-Fatigue



Product Brochure For K8710D

**M805**  
 Rubber Mat - Anti-Fatigue



**S090A**  
 Soluble Metal Cutting Fluid - 1 Litre



**S090**  
 Soluble Metal Cutting Fluid - 5 Litre



**S076**  
 Cutting Tool Lubricant Fluid - 500ml



**S077**  
 Drilling, Tapping & Cutting Tool Lubricant Spray - 400g



**S075**  
 Cutting Tool Lubricant Paste - 200g



**S074**  
 Cutting Tool Lubricant Paste - 500g



**O000**  
 SpillFix Universal Organic Absorbent



**O043**  
 Rust & Corrosion Preventive



**O042**  
 General Purpose Lubricant & Corrosion Inhibitor



**O040**  
 Rust & Corrosion Preventive



**O044**  
 Rust & Corrosion Preventive

