

Product Brochure For K8811

BP-480 CE Wood Working Band Saw - QLD Schools / TAFE

462 x 310mm

QLD Contract Item No. 31

Please Call



ORDER CODE:	K8811
NSW DOE Item No.:	~
QLD DOE Item No.:	31
MODEL:	Schools / TAFE BP-480
Throat Capacity (mm):	465
Wheel Diameter (mm):	480
Height Capacity (mm):	310
Table Size (mm):	480 x 682
Frame Type:	Steel
Motor Power (kW / hp):	1.5 / 2
Voltage / Amperage (V / amp):	415 / 3.3
Full Height (mm):	1980
Blade Code:	W434A/B
Blade Length (mm):	3630 x 19 x 0.65
Net Weight (kg):	180.5



Features

- 1500W / 2hp brake motor
- 2-speed 488/1010m/min
- 465mm throat capacity, 480mm wheel diameter
- CE switch gear - magnetic switch, Micro-switch
- protection on hinged blade guard doors
- Ball bearing blade guides
- Quick-action blade tension
- Rack & pinion adjustment on top blade guide
- Twin 100mm dust chutes
- Cast iron table tilts to 45°
- Quality Taiwanese Manufacture

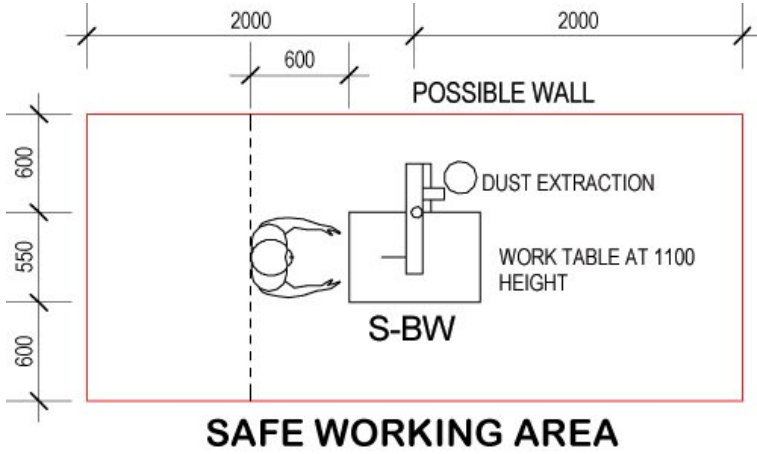
Safety Features

- Micro-switch protection on hinged blade guard doors
- Emergency stop switch
- Test and tag certificate on 240V lead

Includes

- Mitre guide
- Aluminium rip fence

Product Brochure For K8811



Specific Features



DoE QLD Preferred Supplier



Large Cast Iron Table and Mitre Guide



Ball Bearing Blade Guides



Mitre Guide



Sliding Rip Fence Down Position



Sliding Rip Fence Up Position




Cast Iron Table Tilts to 45 Degrees



Table Tilt Adjustment

Product Brochure For K8811



Large Cast Iron Table




Rack Pinion Adjustment On Top Blade Guide



Blade Adjustment



Switch



Blade Tension Site Indicator



Blade View Window



Shown With Blade Door Open



Wheel Cleaning Brush



Blade Cleaning Brush



Cast Iron Blade Wheels



Safety Micro Switch On Door



100mm Side Dust Chute



100mm Bottom Rear Dust Chute

Product Brochure For K8811

Recommended Accessories

W434A

Wood Band Saw Blade - 6TPI,
Blade - 3630 x 19 x 0.8mm



W434B

Wood Band Saw Blade - 3TPI,
Blade - 3630 x 19 x 0.8mm



W309

Safety Push Blocks & Stick Set



W311

Ripping Gauge



W3130

Twin Feather Board Set



W344

Wood Dust Accessory Kit

