

Product Brochure For L1542

## Bench Lathe - AL-54B

280 x 750mm Turning Capacity



**Stand Sold Separately**



ORDER CODE:	L1542
MODEL:	AL-54B
Swing Over Bed (mm):	280
Distance Between Centres (mm):	750
Spindle Bore (mm):	26
Swing In Gap (mm):	~
Swing Over Cross-slide (mm):	150
Digital Readout System Fitted:	Optional
Quick Change Toolpost Fitted:	Optional
Leadscrew Covers Fitted:	~
Taper Turning Attachment:	~
Coolant System:	Yes
Tool Height To Suit (mm):	12
Centre Height (mm):	140
Spindle Nose Size or Type:	American Taper
Bed Width (mm):	180
Headstock Spindle Taper (MT):	3
Tailstock Taper (MT):	2
Cross Slide Travel (mm):	92
Compound Slide Travel (mm):	67
Leadscrew Type:	Metric
Metric Cross Feed (X-Axis) (mm/rev):	~
Imperial Cross Feed (X-Axis) (inch/rev):	~
Metric Longitudinal Feed (Z-Axis) (mm/rev):	0.1 - 0.25
Imperial Longitudinal Feed (Z-Axis) (inch/rev):	~
Metric Thread Steps & Pitch (No. / mm):	11 (0.1 - 2.5)
Imperial Thread Steps & TPI (No. / TPI):	21 (8 - 35)
3 Jaw Chuck Diameter (mm):	125
4 Jaw Chuck Diameter (mm):	125
Spindle Steps / Speeds (No. / rpm):	6 (125 - 2000)
Motor Power (kW / hp):	0.75 / 1
Voltage / Amperage (V / amp):	240 / 10
Nett Weight (kg):	180

### Features

- Precision 'V'-beds are induction hardened and ground
- Adjustable ball bearing spindle
- Enclosed oil-bath quick change gearbox
- Belt cover with safety micro switch
- Chuck guard fitted with safety micro switch
- "T" slotted cross slide
- Thread chasing dial
- Saddle handwheel mounted on right side of apron reducing swarf contacting the hand
- Includes a full set of change gears for metric/Imperial thread cutting
- 1HP 240V motor

### Includes

- 3-jaw chuck with reverse jaws
- 4-jaw chuck
- Faceplate
- Fixed and travelling steadies
- Change gears,
- Dead centre
- Thread-cutting dial
- Rear splash guard & Swarf tray
- Spanners
- Toolbox

Product Brochure For L1542

- Instruction booklet
- **Optional Accessories**
- Lathe Stand to suit (L266)

**Recommended Accessories**

**L0099**  
 Lathe Turning Tool Kit - 7 piece  
 Insert Type



**L0098**  
 Carbide Inserts - General  
 Purpose



**C050**  
 2MT Live Centre



**C289**  
 Heavy Duty Drill Chuck - Keyed  
 Type



**D442**  
 2MT x JT6 Drill Chuck Arbor



**L079**  
 Knurling Tool Holder



**L450**  
 Lathe Turning Tool Kit - 3 piece  
 Insert Type



**L456**  
 Lathe Threading Tool Kit - Insert  
 Type



Product Brochure For L1542

**L464**  
 Professional Lathe Parting Tool  
 Kit - Insert Type



**D1272**  
 Metric 135° Precision HSS Drill  
 Set - 25 Piece



**D1282**  
 Imperial 135° Precision HSS  
 Drill Set - 29 Piece




**P235**  
 Coolant Pump & Tank




**L280**  
 Quick Change Toolpost



**L341**  
 Fitting and Machining Technical  
 Book



**L3455**  
 Professional Sheet Metal  
 Fabrication Book




**L280A**  
 Quick Change Toolpost Holder -  
 Std



**M800**  
 Rubber Mat - Anti-Fatigue



**M805**  
 Rubber Mat - Anti-Fatigue



**S090A**  
 Soluble Metal Cutting Fluid - 1  
 Litre



**S090**  
 Soluble Metal Cutting Fluid - 5  
 Litre



Product Brochure For L1542

S076

Cutting Tool Lubricant Fluid - 500ml



S077

Drilling, Tapping & Cutting Tool Lubricant Spray - 400g



S075

Cutting Tool Lubricant Paste - 200g



S074

Cutting Tool Lubricant Paste - 500g



O000

SpillFix Universal Organic Absorbent



O043

Rust & Corrosion Preventive



O042

General Purpose Lubricant & Corrosion Inhibitor



O040

Rust & Corrosion Preventive



O044

Rust & Corrosion Preventive

