

## Product Brochure For L179D

### Centre Lathe - AL-340D

356 x 1000mm Turning Capacity - 39mm Bore

Includes Digital Readout System & Quick Change Toolpost



ORDER CODE:	L179D
MODEL:	AL-340D
Swing Over Bed (mm):	356
Distance Between Centres (mm):	1000
Spindle Bore (mm):	39
Swing In Gap (mm):	515
Swing Over Cross-slide (mm):	220
Digital Readout System Fitted:	Yes
Quick Change Toolpost Fitted:	Yes
Leadscrew Covers Fitted:	Yes
Taper Turning Attachment:	~
Coolant System:	Yes
Tool Height To Suit (mm):	16
Centre Height (mm):	178
Spindle Nose Size or Type:	D1-4 Camlock
Bed Width (mm):	187
Headstock Spindle Taper (MT):	5
Tailstock Taper (MT):	3
Cross Slide Travel (mm):	160
Compound Slide Travel (mm):	68
Leadscrew Type:	Metric
Metric Cross Feed (X-Axis) (mm/rev):	0.018-0.583
Imperial Cross Feed (X-Axis) (inch/rev):	~
Metric Longitudinal Feed (Z-Axis) (mm/rev):	0.082-2.711
Imperial Longitudinal Feed (Z-Axis) (inch/rev):	~
Metric Thread Steps & Pitch (No. / mm):	32 (0.4-7.0)
Imperial Thread Steps & TPI (No. / TPI):	32 (4-56)
3 Jaw Chuck Diameter (mm):	160
4 Jaw Chuck Diameter (mm):	200
Spindle Steps / Speeds (No. / rpm):	8 (70-2000)
Motor Power (kW / hp):	1.5 / 2
Voltage / Amperage (V / amp):	240 / 10
Nett Weight (kg):	650

### Features

- 2 Axis digital readout system
- Quick change tool-post with 4 holders
- Concertina leadscrew cover
- Gear drive headstock for quick change of spindle speeds
- Precision 'V'-beds are hardened and ground, incorporating a rigid webbed casting
- Low voltage work light
- Foot operated spindle brake with safety cut out switch
- Change gears for metric and imperial thread cutting
- Oil sight glass for head stock and gearbox
- Adjustable taper roller bearings support the spindle
- Micro-adjustable length-stop on bed-way for accurate repetitive operation
- 2HP/240V motor 8-speed (70-2000rpm)
- Inching button is incorporated on the control panel for convenient spindle speed selection
- Enclosed quick action gearbox for thread cutting and auto feeding
- Powered longitudinal and cross feeds
- D1-4 camlock spindle for quick chuck changes and safe reverse direction turning. ISO standard
- Removable gap bed-way for larger diameter jobs
- Dual calibrated feed dials
- Chuck & change gear guards are fitted with micro switches
- Coolant system with flexible hose
- Slide out swarf tray

Product Brochure For L179D

**Includes**

- 2 Axis digital readout system
- Concertina leadscrew cover
- Quick change tool-post with 4 holders
- 3-jaw chuck with reverse jaws
- 4-jaw chuck
- Face plate
- Fixed steady
- Travelling steady
- Change gears
- Dead centres
- Thread-chasing dial
- Safety chuck guard
- Work light
- Stand
- Foot brake
- Rear splash guard & swarf tray
- Tool box
- Instruction booklet

**Specific Features**



Safety Chuck Guard



Headstock




Headstock Controls



Spindle Speed Selectors




Feed Gearbox



Feed Gearbox




Saddle Left View




Saddle



Compound Slide



Compound Slide Angle Graduations



Toolpost



Thread Chasing Dial

Product Brochure For L179D



Forward Reverse Engagement Lever




Leadscrew Hand Wheel




Cross Slide Hand Wheel



Compound Slide Hand Wheel




Leadscrew Covers



Leadscrew Covers Right Side




Coolant Nozzle and Work Light



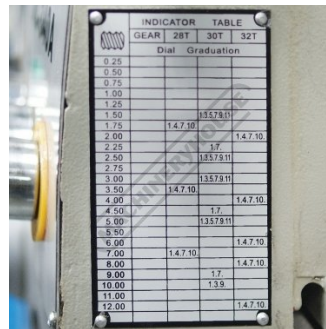
3 Point Steady



2 Point Steady




Saddle Stop



Indicator Table



Tailstock



Tailstock Quill



Tailstock Hand Wheel



Bore



Induction Hardened Bedways

Product Brochure For L179D



Foot Brake



Slide Out Drip and Swarf Tray

**Recommended Accessories**

G660

Lathe Leadscrew Cover Kit



G659

Lathe Leadscrew Cover Kit - Concertina



L300

Magnetic Swarf Remover



M9991

Magnetic Floor Sweeper



L0077

Lathe Turning Tool Kit - 7 piece Insert Type



L0078

Carbide Inserts - General Purpose



L451

Lathe Turning Tool Kit - 3 piece Insert Type



L465

Professional Lathe Parting Tool Kit - Insert Type



Product Brochure For L179D


**L457**  
 Lathe Threading Tool Kit - Insert  
 Type




**C052**  
 3MT Live Centre



**L341**  
 Fitting and Machining Technical  
 Book



**L3455**  
 Professional Sheet Metal  
 Fabrication Book



**L076**  
 Knurling Tool Holder Kit



**C290**  
 Heavy Duty Drill Chuck - Keyed  
 Type



**D443A**  
 3MT x JT3 Drill Chuck Arbor



**D1272**  
 Metric 135° Precision HSS Drill  
 Set - 25 Piece



**D1282**  
 Imperial 135° Precision HSS  
 Drill Set - 29 Piece



**D126**  
 Metric 135° Precision HSS Drill  
 Set - 170 Pieces



**C980**  
 5C Collet Lathe Adaptor



**L277**  
 Vertical Mill Slide




Product Brochure For L179D

**M800**  
 Rubber Mat - Anti-Fatigue



**M805**  
 Rubber Mat - Anti-Fatigue



**S090A**  
 Soluble Metal Cutting Fluid - 1  
 Litre



**S090**  
 Soluble Metal Cutting Fluid - 5  
 Litre



**S076**  
 Cutting Tool Lubricant Fluid -  
 500ml



**S077**  
 Drilling, Tapping & Cutting Tool  
 Lubricant Spray - 400g



**S075**  
 Cutting Tool Lubricant Paste -  
 200g



**S074**  
 Cutting Tool Lubricant Paste -  
 500g



**O000**  
 SpillFix Universal Organic  
 Absorbent



**O043**  
 Rust & Corrosion Preventive



**O042**  
 General Purpose Lubricant &  
 Corrosion Inhibitor



**O040**  
 Rust & Corrosion Preventive



Product Brochure For L179D

---

O044

Rust & Corrosion Preventive

