

Product Brochure For L179E

Centre Lathe - AL-340D

356 x 1000mm Turning Capacity - 39mm Bore

Includes Digital Readout System & Quick Change Toolpost



ORDER CODE:	L179E
MODEL:	AL-340D
Swing Over Bed (mm):	356
Distance Between Centres (mm):	1000
Spindle Bore (mm):	39
Swing In Gap (mm):	515
Swing Over Cross-slide (mm):	220
Digital Readout System Fitted:	Yes
Quick Change Toolpost Fitted:	Yes
Leadscrew Covers Fitted:	Yes
Taper Turning Attachment:	~
Coolant System:	Yes
Tool Height To Suit (mm):	16
Centre Height (mm):	178
Spindle Nose Size or Type:	D1-4 Camlock
Bed Width (mm):	187
Headstock Spindle Taper (MT):	5
Tailstock Taper (MT):	3
Cross Slide Travel (mm):	160
Compound Slide Travel (mm):	68
Leadscrew Type:	Metric
Metric Cross Feed (X-Axis) (mm/rev):	0.018 - 0.583
Imperial Cross Feed (X-Axis) (inch/rev):	~
Metric Longitudinal Feed (Z-Axis) (mm/rev):	0.082 - 2.711
Imperial Longitudinal Feed (Z-Axis) (inch/rev):	~
Metric Thread Steps & Pitch (No. / mm):	32 (0.4 - 7.0)
Imperial Thread Steps & TPI (No. / TPI):	32 (4 - 56)
3 Jaw Chuck Diameter (mm):	160
4 Jaw Chuck Diameter (mm):	200
Spindle Steps / Speeds (No. / rpm):	16 (35 - 2000)
Motor Power (kW / hp):	1.5 / 2
Voltage / Amperage (V / amp):	415
Nett Weight (kg):	650

Features

- 2 Axis digital readout system
- Quick change tool-post with 4 holders
- Concertina leadscrew cover
- Gear drive headstock for quick change of spindle speeds
- Precision 'V'-beds are hardened and ground, incorporating a rigid webbed casting
- Low voltage work light
- Foot operated spindle brake with safety cut out switch
- Change gears for metric and imperial thread cutting
- Oil sight glass for head stock and gearbox
- Adjustable taper roller bearings support the spindle
- Micro-adjustable length-stop on bed-way for accurate repetitive operation
- 2HP/415V motor 16-speed (35-2000rpm)
- Inching button is incorporated on the control panel for convenient spindle speed selection
- Enclosed quick action gearbox for thread cutting and auto feeding
- Powered longitudinal and cross feeds
- D1-4 camlock spindle for quick chuck changes and safe reverse direction turning. ISO standard
- Removable gap bed-way for larger diameter jobs
- Dual calibrated feed dials
- Chuck & change gear guards are fitted with micro switches
- Coolant system with flexible hose
- Slide out swarf tray

Product Brochure For L179E

Includes

- 2 Axis digital readout system
- Concertina leadscrew cover
- Quick change tool-post with 4 holders
- 3-jaw chuck with reverse jaws
- 4-jaw chuck
- Face plate
- Fixed steady
- Travelling steady
- Change gears
- Dead centres
- Thread-chasing dial
- Safety chuck guard
- Work light
- Stand
- Foot brake
- Rear splash guard & swarf tray
- Tool box
- Instruction booklet

Specific Features



Chuck Guard



Headstock



Headstock Controls




Spindle Speed Selection Levers



2 Speed Switch




Feed Gearbox



Feed Gearbox



Saddle Left View



Saddle



Compound Slide



Compound Slide Angle Graduations



Toolpost

Product Brochure For L179E



Thread Chasing Dial



Forward Reverse Engagement Lever




Leadscrew Hand Wheel




Cross Slide Hand Wheel



Compound Slide Hand Wheel




Leadscrew Covers




Leadscrew Covers Right Side




Coolant Nozzle and Work Light



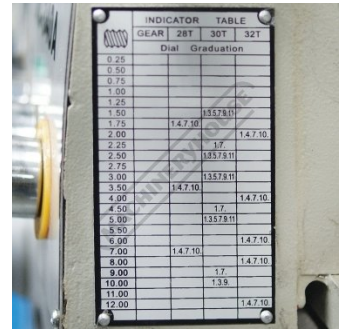
3 Point Steady



2 Point Steady




Saddle Stop



Indicator Table



Tailstock



Tailstock Quill



Tailstock Hand Wheel



Foot Brake

Product Brochure For L179E



Slide Out Drip and Swarf Tray



Bore



Induction Hardened Bedways

Recommended Accessories

G660

Lathe Leadscrew Cover Kit

G659

Lathe Leadscrew Cover Kit - Concertina

L300

Magnetic Swarf Remover

M9991

Magnetic Floor Sweeper



L0077

Lathe Turning Tool Kit - 7 piece Insert Type

L0078

Carbide Inserts - General Purpose

L451

Lathe Turning Tool Kit - 3 piece Insert Type

L465

Professional Lathe Parting Tool Kit - Insert Type



Product Brochure For L179E


L457
 Lathe Threading Tool Kit - Insert Type




C052
 3MT Live Centre



L341
 Fitting and Machining Technical Book



L3455
 Professional Sheet Metal Fabrication Book



L076
 Knurling Tool Holder Kit



C290
 Heavy Duty Drill Chuck - Keyed Type



D443A
 3MT x JT3 Drill Chuck Arbor



D1272
 Metric 135° Precision HSS Drill Set - 25 Piece



D1282
 Imperial 135° Precision HSS Drill Set - 29 Piece



D126
 Metric 135° Precision HSS Drill Set - 170 Pieces



C980
 5C Collet Lathe Adaptor



L277
 Vertical Mill Slide




Product Brochure For L179E

M800
 Rubber Mat - Anti-Fatigue



M805
 Rubber Mat - Anti-Fatigue



S090A
 Soluble Metal Cutting Fluid - 1
 Litre



S090
 Soluble Metal Cutting Fluid - 5
 Litre



S076
 Cutting Tool Lubricant Fluid -
 500ml



S077
 Drilling, Tapping & Cutting Tool
 Lubricant Spray - 400g



S075
 Cutting Tool Lubricant Paste -
 200g



S074
 Cutting Tool Lubricant Paste -
 500g



O000
 SpillFix Universal Organic
 Absorbent



O043
 Rust & Corrosion Preventive



O042
 General Purpose Lubricant &
 Corrosion Inhibitor



O040
 Rust & Corrosion Preventive



Product Brochure For L179E

O044

Rust & Corrosion Preventive

