

## Product Brochure For L186

### Centre Lathe - AL-540

356 x 1000mm Turning Capacity



ORDER CODE:	L186
MODEL:	AL-540
Swing Over Bed (mm):	356
Distance Between Centres (mm):	1000
Spindle Bore (mm):	38
Swing In Gap (mm):	506
Swing Over Cross-slide (mm):	220
Digital Readout System Fitted:	Yes
Quick Change Toolpost Fitted:	Yes
Leadscrew Covers Fitted:	~
Taper Turning Attachment:	~
Coolant System:	Yes
Tool Height To Suit (mm):	16
Centre Height (mm):	178
Spindle Nose Size or Type:	D1-4 Camlock
Bed Width (mm):	206
Headstock Spindle Taper (MT):	5
Tailstock Taper (MT):	3
Cross Slide Travel (mm):	180
Compound Slide Travel (mm):	100
Leadscrew Type:	Metric
Metric Cross Feed (X-Axis) (mm/rev):	0.015 - 0.220
Imperial Cross Feed (X-Axis) (inch/rev):	~
Metric Longitudinal Feed (Z-Axis) (mm/rev):	0.043 - 0.653
Imperial Longitudinal Feed (Z-Axis) (inch/rev):	~
Metric Thread Steps & Pitch (No. / mm):	39 (0.45 - 7.5)
Imperial Thread Steps & TPI (No. / TPI):	28 (4 - 112)
3 Jaw Chuck Diameter (mm):	160
4 Jaw Chuck Diameter (mm):	200
Spindle Steps / Speeds (No. / rpm):	16 (50 - 2000)
Motor Power (kW / hp):	2.4 / 3.2
Voltage / Amperage (V / amp):	415
Nett Weight (kg):	880

#### Features

- Gear drive headstock for quick change of spindle speeds
- Cast iron stand increasing rigidity and reducing vibration
- Precision 'V'-beds are hardened and ground, incorporating a rigid webbed casting
- Low voltage work light
- Foot operated spindle brake with safety cut out switch
- Change gears for metric and imperial thread cutting
- Oil sight glass for head stock and gearbox
- Adjustable taper roller bearings support the spindle
- Overload clutch mechanism on auto power feed
- Micro-adjustable length-stop on bed-way for accurate repetitive operation
- 3.2HP/415V motor 16-speed(50-2000rpm)
- Inching button is incorporated on the control panel for convenient spindle speed selection
- Enclosed quick action gearbox for thread cutting and auto feeding
- Powered longitudinal and cross feeds
- D1-4 camlock spindle for quick chuck changes and safe reverse-direction turning. ISO standard
- Removable gap bed-way for larger diameter jobs
- Dual calibrated dials (except for saddle handwheel)
- Chuck & change gear guards are fitted with micro switches
- Coolant system with flexible hose
- Slide out swarf tray

#### Includes

- 160mm 3-jaw chuck with reverse jaws

Product Brochure For L186

- 200mm 4-jaw chuck
- Faceplate
- Fixed Steady
- Travelling Steady
- Change gears
- Dead centres
- Thread-chasing dial
- Work light
- Cast iron stand
- Foot brake
- Rear splash guard & Swarf tray
- Toolbox
- Instruction booklet

Specific Features



Safety Chuck Guard




Dual Calibrated Dial on Handle



16 Speed (50 - 2000rpm)



3 Point Steady



Thread Chasing Dial



Heavy Duty Tailstock



Enclosed Quick Action Gearbox



Saddle Controls



Toolpost



2 Point Steady

Product Brochure For L186

Recommended Accessories

C052  
3MT Live Centre



L0098  
Carbide Inserts - General Purpose



L0099  
Lathe Turning Tool Kit - 7 piece Insert Type



L450  
Lathe Turning Tool Kit - 3 piece Insert Type



L464  
Professional Lathe Parting Tool Kit - Insert Type



S090A  
Soluble Metal Cutting Fluid - 1 Litre



S090  
Soluble Metal Cutting Fluid - 5 Litre



S076  
Cutting Tool Lubricant Fluid - 500ml



Product Brochure For L186

S077

Drilling, Tapping & Cutting Tool  
 Lubricant Spray - 400g



S075

Cutting Tool Lubricant Paste -  
 200g




S074

Cutting Tool Lubricant Paste -  
 500g




L341

Fitting and Machining Technical  
 Book



L3455

Professional Sheet Metal  
 Fabrication Book



L076

Knurling Tool Holder Kit



L295A

Quick Change Toolpost Holder -  
 Std



L295

Quick Change Toolpost



C290

Heavy Duty Drill Chuck - Keyed  
 Type



D443A

3MT x JT3 Drill Chuck Arbor

D1272

Metric 135° Precision HSS Drill  
 Set - 25 Piece



D1282

Imperial 135° Precision HSS  
 Drill Set - 29 Piece



Product Brochure For L186

D126

Metric 135° Precision HSS Drill Set - 170 Pieces



C980

5C Collet Lathe Adaptor



L277

Vertical Mill Slide




M800

Rubber Mat - Anti-Fatigue



M805

Rubber Mat - Anti-Fatigue



O000

SpillFix Universal Organic Absorbent

