

## Product Brochure For L186D

### Centre Lathe - AL-540

Ø356 x 1000mm Turning Capacity - Ø38mm Spindle Bore  
 Includes Digital Readout System & Quick Change Toolpost



ORDER CODE:	L186D
MODEL:	AL-540
Swing Over Bed (mm):	356
Distance Between Centres (mm):	1000
Spindle Bore (mm):	38
Swing In Gap (mm):	506
Swing Over Cross-slide (mm):	220
Digital Readout System Fitted:	Yes
Quick Change Toolpost Fitted:	Yes
Leadscrew Covers Fitted:	Yes
Taper Turning Attachment:	~
Coolant System:	Yes
Tool Height To Suit (mm):	16
Centre Height (mm):	178
Spindle Nose Size or Type:	D1-4 Camlock
Bed Width (mm):	206
Headstock Spindle Taper (MT):	5
Tailstock Taper (MT):	3
Cross Slide Travel (mm):	180
Compound Slide Travel (mm):	100
Leadscrew Type:	Metric
Metric Cross Feed (X-Axis) (mm/rev):	0.015 - 0.220
Imperial Cross Feed (X-Axis) (inch/rev):	~
Metric Longitudinal Feed (Z-Axis) (mm/rev):	0.043 - 0.653
Imperial Longitudinal Feed (Z-Axis) (inch/rev):	~
Metric Thread Steps & Pitch (No. / mm):	39 (0.45 - 7.5)
Imperial Thread Steps & TPI (No. / TPI):	28 (4 - 112)
3 Jaw Chuck Diameter (mm):	160
4 Jaw Chuck Diameter (mm):	200
Spindle Steps / Speeds (No. / rpm):	16 (50 - 2000)
Motor Power (kW / hp):	2.4 / 3.2
Voltage / Amperage (V / amp):	415
Nett Weight (kg):	880

### Features

- 2 Axis digital readout system
  - Quick change toolpost with 4 holders
  - Concertina leadscrew cover
  - Gear drive headstock for quick change of spindle speeds
  - Cast iron stand increasing rigidity and reducing vibration
  - Precision 'V'-beds are hardened and ground, incorporating a rigid webbed casting
  - Low voltage work light
  - Foot operated spindle brake with safety cut out switch
  - Slide out front swarf tray for easy cleaning
  - Change gears for metric and imperial thread cutting
  - Oil sight glass for head stock and gearbox
  - Adjustable taper roller bearings support the spindle
  - Overload clutch mechanism on auto power feed
  - Micro-adjustable length-stop on bed-way for accurate repetitive operation
  - 3.2HP/415V motor 16-speed (50-2000rpm)
  - Inching button is incorporated on the control panel for convenient spindle speed selection
  - Enclosed quick action gearbox for thread cutting and auto feeding
  - Powered longitudinal and cross feeds
  - D1-4 camlock spindle for quick chuck changes and safe reverse-direction turning. ISO standard
  - Removable gap bed-way for larger diameter jobs
  - Dual calibrated dials (except for saddle hand-wheel)
- Chuck & change gear guards are fitted with micro switches

## Product Brochure For L186D

- Coolant system with flexible hose
- Slide out swarf tray

### Includes

- 2 Axis digital readout system
- Concertina leadscrew covers
- Slide out front swarf tray
- Quick change toolpost with 4 holders
- 160mm 3-jaw chuck with reverse jaws
- 200mm 4-jaw chuck
- Face plate
- Fixed steady
- Travelling steady
- Change gears
- Dead centres
- Thread-chasing dial
- Work light
- Cast iron stand
- Foot brake
- Rear splash guard & swarf tray
- Tool box
- Instruction booklet

### Specific Features



2 Axis DRO



Speed Levers



Enclosed Quick Action Gearbox



Safety Chuck Guard




5 3 Point Steady



2 Point Steady



Saddle left View




Saddle Front View


Product Brochure For L186D




Saddle Right View



Leadscrew Covers



Saddle stop



Feed Engage Levers



Quick Change Toolpost



Cross Feed Dial



Saddle Hand Wheel




Compound Dial



Compound Slide Scale



Thread Chasing Dial



Spindle Engagement Lever



Compound Slide



Tailstock



Tailstock Quill



Tailstock Hand Wheel




Induction Hardened Bedways

Product Brochure For L186D



Footbrake



Pull Out Swarf Tray

**Recommended Accessories**

L0077

Lathe Turning Tool Kit - 7 piece  
Insert Type

L451

Lathe Turning Tool Kit - 3 piece  
Insert Type

L457

Lathe Threading Tool Kit - Insert  
Type

L465

Professional Lathe Parting Tool  
Kit - Insert Type



C052

3MT Live Centre

L295

Quick Change Toolpost

L295A

Quick Change Toolpost Holder -  
Std

L076

Knurling Tool Holder Kit



Product Brochure For L186D

L277  
 Vertical Mill Slide



C294  
 Industrial Drill Chuck - Keyless Type



D443A  
 3MT x JT3 Drill Chuck Arbor



D126  
 Metric 135° Precision HSS Drill Set - 170 Pieces



D1282  
 Imperial 135° Precision HSS Drill Set - 29 Piece



C980  
 5C Collet Lathe Adaptor



S090A  
 Soluble Metal Cutting Fluid - 1 Litre



S090  
 Soluble Metal Cutting Fluid - 5 Litre



S076  
 Cutting Tool Lubricant Fluid - 500ml



S077  
 Drilling, Tapping & Cutting Tool Lubricant Spray - 400g



S075  
 Cutting Tool Lubricant Paste - 200g



S074  
 Cutting Tool Lubricant Paste - 500g



Product Brochure For L186D


**D719**  
 150mm Easson Digital Readout Scale




**D734**  
 900mm Easson Digital Readout Scale



**L341**  
 Fitting and Machining Technical Book



**L3455**  
 Professional Sheet Metal Fabrication Book



**L300**  
 Magnetic Swarf Remover




**M9991**  
 Magnetic Floor Sweeper



**M800**  
 Rubber Mat - Anti-Fatigue



**M805**  
 Rubber Mat - Anti-Fatigue



**O000**  
 SpillFix Universal Organic Absorbent



**O043**  
 Rust & Corrosion Preventive



**O042**  
 General Purpose Lubricant & Corrosion Inhibitor



**O040**  
 Rust & Corrosion Preventive



Product Brochure For L186D

---

O044

Rust & Corrosion Preventive

