

Product Brochure For L187D

Centre Lathe - AL-540A

356 x 1000mm Turning Capacity - 38mm Bore

Includes Digital Readout System & Quick Change Toolpost



ORDER CODE:	L187D
MODEL:	AL-540A
Swing Over Bed (mm):	356
Distance Between Centres (mm):	1000
Spindle Bore (mm):	38
Swing In Gap (mm):	506
Swing Over Cross-slide (mm):	220
Digital Readout System Fitted:	Yes
Quick Change Toolpost Fitted:	Yes
Leadscrew Covers Fitted:	Yes
Taper Turning Attachment:	~
Coolant System:	Yes
Tool Height To Suit (mm):	16
Centre Height (mm):	178
Spindle Nose Size or Type:	D1-4 Camlock
Bed Width (mm):	206
Headstock Spindle Taper (MT):	5
Tailstock Taper (MT):	3
Cross Slide Travel (mm):	180
Compound Slide Travel (mm):	100
Leadscrew Type:	Metric
Metric Cross Feed (X-Axis) (mm/rev):	0.015 - 0.220
Imperial Cross Feed (X-Axis) (inch/rev):	~
Metric Longitudinal Feed (Z-Axis) (mm/rev):	0.043 - 0.653
Imperial Longitudinal Feed (Z-Axis) (inch/rev):	~
Metric Thread Steps & Pitch (No. / mm):	39 (0.45 - 7.5)
Imperial Thread Steps & TPI (No. / TPI):	28 (4 - 112)
3 Jaw Chuck Diameter (mm):	160
4 Jaw Chuck Diameter (mm):	200
Spindle Steps / Speeds (No. / rpm):	8 (100 - 2000)
Motor Power (kW / hp):	2.25 / 3
Voltage / Amperage (V / amp):	240 / 15
Nett Weight (kg):	880

Features

- 2 Axis digital readout system
- Quick change toolpost with 4 holders
- Concertina leadscrew cover
- Gear drive headstock for quick change of spindle speeds
- Cast iron stand increasing rigidity and reducing vibration
- Precision 'V'-beds are hardened and ground, incorporating a rigid webbed casting
- Low voltage work light
- Foot operated spindle brake with safety cut out switch
- Change gears for metric and imperial thread cutting
- Oil sight glass for head stock and gearbox
- Adjustable taper roller bearings support the spindle
- Overload clutch mechanism on auto power feed
- Micro-adjustable length-stop on bed-way for accurate repetitive operation
- 3HP/240V motor 8-speed (100-2000rpm)
- Inching button is incorporated on the control panel for convenient spindle speed selection
- Enclosed quick action gearbox for thread cutting and auto feeding
- Powered longitudinal and cross feeds
- D1-4 camlock spindle for quick chuck changes and safe reverse-direction turning. ISO standard
- Removable gap bed-way for larger diameter jobs
- Dual calibrated dials (except for saddle hand-wheel)
- Chuck & change gear guards are fitted with micro switches
- Coolant system with flexible hose

Product Brochure For L187D

- Slide out swarf tray

Includes

- 2 Axis digital readout system
- Concertina leadscrew covers
- Quick change tool-post with 4 holders
- 160mm 3-jaw chuck with reverse jaws
- 200mm 4-jaw chuck
- Face plate
- Fixed steady
- Travelling steady
- Change gears
- Dead centres
- Thread-chasing dial
- Work light
- Cast iron stand
- Foot brake
- Rear splash guard & swarf tray
- Tool box
- Instruction booklet

Specific Features



2 Axis DRO



Headstock Controls



Speed Levers



Gearbox



Safety Chuck Guard



6 3 Point Steady




2 Point Steady




Saddle left View




Saddle Right View



Saddle Front View



Leadscrew Covers



Saddle stop

Product Brochure For L187D



Feed Engage Levers



Quick Change Toolpost



Cross Feed Dial



Saddle Hand Wheel



Compound Dial



Compound Slide Scale



Thread Chasing Dial



Spindle Engagement Lever



Compound Slide



Tailstock



Tailstock Quill



Tailstock Hand Wheel



Induction Hardened Bedways



Footbrake



Pull Out Swarf Tray

Product Brochure For L187D

Recommended Accessories

G660
 Lathe Leadscrew Cover Kit



G659
 Lathe Leadscrew Cover Kit - Concertina



L300
 Magnetic Swarf Remover




M9991
 Magnetic Floor Sweeper



L0077
 Lathe Turning Tool Kit - 7 piece Insert Type



L0078
 Carbide Inserts - General Purpose



L451
 Lathe Turning Tool Kit - 3 piece Insert Type



L465
 Professional Lathe Parting Tool Kit - Insert Type



Product Brochure For L187D


L457
 Lathe Threading Tool Kit - Insert
 Type




C052
 3MT Live Centre



L341
 Fitting and Machining Technical
 Book



L3455
 Professional Sheet Metal
 Fabrication Book



L076
 Knurling Tool Holder Kit



C290
 Heavy Duty Drill Chuck - Keyed
 Type



D443A
 3MT x JT3 Drill Chuck Arbor



D1272
 Metric 135° Precision HSS Drill
 Set - 25 Piece



D1282
 Imperial 135° Precision HSS
 Drill Set - 29 Piece



D126
 Metric 135° Precision HSS Drill
 Set - 170 Pieces



C980
 5C Collet Lathe Adaptor




M800
 Rubber Mat - Anti-Fatigue



Product Brochure For L187D

M805
 Rubber Mat - Anti-Fatigue



S090A
 Soluble Metal Cutting Fluid - 1 Litre



S090
 Soluble Metal Cutting Fluid - 5 Litre



S076
 Cutting Tool Lubricant Fluid - 500ml



S077
 Drilling, Tapping & Cutting Tool Lubricant Spray - 400g



S075
 Cutting Tool Lubricant Paste - 200g



S074
 Cutting Tool Lubricant Paste - 500g



O000
 SpillFix Universal Organic Absorbent



O043
 Rust & Corrosion Preventive



O042
 General Purpose Lubricant & Corrosion Inhibitor



O040
 Rust & Corrosion Preventive



O044
 Rust & Corrosion Preventive

