

Product Brochure For L188

Centre Lathe - AL-540C

356 x 1000mm Turning Capacity



ORDER CODE:	L188
MODEL:	AL-540C
Swing Over Bed (mm):	356
Distance Between Centres (mm):	1000
Spindle Bore (mm):	38
Swing In Gap (mm):	506
Swing Over Cross-slide (mm):	220
Digital Readout System Fitted:	Optional
Quick Change Toolpost Fitted:	Optional
Leadscrew Covers Fitted:	~
Taper Turning Attachment:	~
Coolant System:	Yes
Tool Height To Suit (mm):	20
Centre Height (mm):	178
Spindle Nose Size or Type:	D1-4 Camlock
Bed Width (mm):	206
Headstock Spindle Taper (MT):	5
Tailstock Taper (MT):	3
Cross Slide Travel (mm):	180
Compound Slide Travel (mm):	100
Leadscrew Type:	Metric
Metric Cross Feed (X-Axis) (mm/rev):	0.015 ~ 0.220
Imperial Cross Feed (X-Axis) (inch/rev):	~
Metric Longitudinal Feed (Z-Axis) (mm/rev):	0.043 ~ 0.653
Imperial Longitudinal Feed (Z-Axis) (inch/rev):	~
Metric Thread Steps & Pitch (No. / mm):	40 (4 - 112)
Imperial Thread Steps & TPI (No. / TPI):	48 (0.45 - 7.5)
3 Jaw Chuck Diameter (mm):	160
4 Jaw Chuck Diameter (mm):	200
Spindle Steps / Speeds (No. / rpm):	8 (90 - 1800)
Motor Power (kW / hp):	2.25 / 3
Voltage / Amperage (V / amp):	240 / 15
Nett Weight (kg):	880

Features

- Gear drive headstock for quick change of spindle speeds
- Cast iron stand increasing rigidity and reducing vibration
- Precision 'V'-beds are hardened and ground, incorporating a rigid webbed casting
- Low voltage work light
- Foot operated spindle brake with safety cut out switch
- Change gears for metric and imperial thread cutting
- Oil sight glass for head stock and gearbox
- Adjustable taper roller bearings support the spindle
- Overload clutch mechanism on auto power feed
- Micro-adjustable length-stop on bed-way for accurate repetitive operation
- 3HP/240V motor 8-speed(90-1800rpm)
- Inching button is incorporated on the control panel for convenient spindle speed selection
- Enclosed quick action gearbox for thread cutting and auto feeding
- Powered longitudinal and cross feeds
- D1-4 camlock spindle for quick chuck changes and safe reverse-direction turning. ISO standard
- Removable gap bed-way for larger diameter jobs
- Dual calibrated dials (except for saddle handwheel)
- Chuck & change gear guards are fitted with micro switches
- Coolant system with flexible hose
- Slide out swarf tray

Includes

- 160mm 3-jaw chuck with reverse jaws

Product Brochure For L188

- 200mm 4-jaw chuck
- Faceplate
- Fixed Steady
- Travelling Steady
- Change gears
- Dead centres
- Thread-chasing dial
- Work light
- Cast iron stand
- Foot brake
- Rear splash guard & Swarf tray
- Toolbox
- Instruction booklet

Recommended Accessories

C052
3MT Live Centre



L0098
Carbide Inserts - General Purpose



L0099
Lathe Turning Tool Kit - 7 piece Insert Type




L450
Lathe Turning Tool Kit - 3 piece Insert Type




L464
Professional Lathe Parting Tool Kit - Insert Type



L341
Fitting and Machining Technical Book



L3455
Professional Sheet Metal Fabrication Book



L076
Knurling Tool Holder Kit



Product Brochure For L188

L295A
 Quick Change Toolpost Holder - Std



L295
 Quick Change Toolpost



C290
 Heavy Duty Drill Chuck - Keyed Type



D443A
 3MT x JT3 Drill Chuck Arbor

D1272
 Metric 135° Precision HSS Drill Set - 25 Piece



D1282
 Imperial 135° Precision HSS Drill Set - 29 Piece



D126
 Metric 135° Precision HSS Drill Set - 170 Pieces



C980
 5C Collet Lathe Adaptor




L277
 Vertical Mill Slide



M800
 Rubber Mat - Anti-Fatigue



M805
 Rubber Mat - Anti-Fatigue



S090A
 Soluble Metal Cutting Fluid - 1 Litre



Product Brochure For L188

S090

Soluble Metal Cutting Fluid - 5 Litre



S076

Cutting Tool Lubricant Fluid - 500ml



S077

Drilling, Tapping & Cutting Tool Lubricant Spray - 400g



S075

Cutting Tool Lubricant Paste - 200g



S074

Cutting Tool Lubricant Paste - 500g



O000

SpillFix Universal Organic Absorbent



O043

Rust & Corrosion Preventive



O042

General Purpose Lubricant & Corrosion Inhibitor



O040

Rust & Corrosion Preventive



O044

Rust & Corrosion Preventive

