

Product Brochure For L237K

## Centre Lathe Package Deal - AL-960B

Ø305 x 925mm Turning Capacity - Ø40mm Spindle Bore  
 12 Geared Head Speeds 70 ~ 1400rpm & Includes Cabinet Stand



### On Sale - Package Deal

Ex GST	Inc GST
\$6,890.00	\$7,579.00
<b>\$6,450.00</b>	<b>\$7,095.00</b>

### Package Contents - SAVE \$704.00 (Inc)

1 x L237 - Centre Lathe AL-960B	\$7,029.00
1 x Q8500 - 3-Axis Digital Readout MX-30i	\$352.00
1 x Q8538 - 1020mm Digital Readout Scale MX-300-1020	\$220.00
1 x Q8512 - 220mm Digital Readout Scale MX-500-220/5L	\$198.00
<b>Normal Price (Inc):</b>	<b>\$7,799.00</b>

ORDER CODE:	L237K
MODEL:	AL-960B
Swing Over Bed (mm):	305
Distance Between Centres (mm):	925
Spindle Bore (mm):	40
Swing In Gap (mm):	450
Swing Over Cross-slide (mm):	180
Digital Readout System Fitted:	Optional
Quick Change Toolpost Fitted:	Optional
Leadscrew Covers Fitted:	~
Taper Turning Attachment:	~
Coolant System:	~
Tool Height To Suit (mm):	12
Centre Height (mm):	152.5
Spindle Nose Size or Type:	D1-4 Camlock
Bed Width (mm):	190
Headstock Spindle Taper (MT):	5
Tailstock Taper (MT):	3
Cross Slide Travel (mm):	170
Compound Slide Travel (mm):	90
Leadscrew Type:	Imperial
Metric Cross Feed (X-Axis) (mm/rev):	~
Imperial Cross Feed (X-Axis) (inch/rev):	0.0013 - 0.041
Metric Longitudinal Feed (Z-Axis) (mm/rev):	~
Imperial Longitudinal Feed (Z-Axis) (inch/rev):	0.0027 - 0.082
Metric Thread Steps & Pitch (No. / mm):	26 (0.25- 7.5)
Imperial Thread Steps & TPI (No. / TPI):	40 (4 - 112)
3 Jaw Chuck Diameter (mm):	160
4 Jaw Chuck Diameter (mm):	200
Spindle Steps / Speeds (No. / rpm):	12 (70 - 1400)
Motor Power (kW / hp):	1.5 / 2
Voltage / Amperage (V / amp):	240 / 15
Nett Weight (kg):	463

### Description

Taiwanese-made precision metal lathe delivers exceptional precision and reliability for home enthusiasts, model engineers, gunsmiths, and small workshops. Renowned for its user-friendly design, it enhances metal turning to a professional level.

Bonus: Measumax MX-30i 3-Axis Digital Readout (scales provided; self-installation required).

Upgrade your metal turning experience with the AL-960B – the ultimate choice for precision and performance.

## Product Brochure For L237K

---

### Features

- Toolroom quality lathe, made in Taiwan & sold for over 40 years
- Gear driven headstock for quick change of spindle speeds
- Nachi Japanese made bearings supporting headstock spindle
- Precision V- beds are hardened and ground
- Adjustable taper roller bearings support the spindle
- Change gears for metric and imperial thread cutting
- Saddle handwheel mounted on right side of apron reducing swarf contacting the hand
- External adjustable cross feed leadscrew nut
- Powered longitudinal and cross feeds
- 12 spindle speeds 70-1400rpm
- Dual calibrated dials (except saddle hand wheel)
- Quick-action feed gearbox for thread cutting
- D1-4 camlock spindle for quick chuck changes and safe reverse direction turning
- Removable gap bed-way for larger diameter jobs
  
- MX-30i - 3-Axis Digital Readout
- 3 axis model allow up to 3 linear scales to be connected
- 7" colour LCD screen provides a clear and easy to read display with graphics
- Multiple pre-set display colours to choose from
- Easy to use step by step graphical guidance for DRO functions when entering required parameters
- On screen drawing of actual programmed result prior to processing PCD, Line of holes or Arc contour
- One touch axis zero keys
- Durable and wipe clean front panel graphic overlay with die-cast casting
- The display unit is supplied with a mounting arm
- 2-year warranty
  
- Digital Readout Scale
- NSK Japanese, five bearing sliding structure for a smooth and accurate movement along the length of the scale
- Glass scale with 5µm resolution
- Scale body made from extruded Aluminium with wiper seals providing IP54 protection
- 3m connection cable with 9 pin D-Sub connector

### Includes

- MX-30i - 3-Axis Digital Readout
- MX-500-220/5U - 220mm Digital Readout Scale
- MX-300-1020/5U - 1020mm Digital Readout Scale
  
- 160mm 3-jaw chuck with reverse jaws
- 200mm 4-jaw chuck
- Face plate
- Fixed and travelling steadies
- Change gears
- Dead centre
- Cabinet stand
- Splash tray
- Swarf tray
- Thread-chasing dial
- Chuck guard
- Toolbox and instruction booklet

Product Brochure For L237K

Specific Features



Lathe



MX-30i - 3-Axis Digital Readout



MX-500-220/5U - 220mm Digital Readout Scale



MX-300-1020/5U - 1020mm Digital Readout Scale

Recommended Accessories

M002

Steel Machine Mount & Rubber Insert



L237D

Centre Lathe



D5249

Scale - Backing Plate & Cover



L258

Taper Turning Attachment



P235

Coolant Pump & Tank



L295

Quick Change Toolpost



L277

Vertical Mill Slide



C980

5C Collet Lathe Adaptor



Product Brochure For L237K

**L015**  
 Right Hand Turning Tool Holder



**L016**  
 Left Hand Turning Tool Holder



**L0099**  
 Lathe Turning Tool Kit - 7 piece  
 Insert Type



**L450**  
 Lathe Turning Tool Kit - 3 piece  
 Insert Type



**L456**  
 Lathe Threading Tool Kit - Insert  
 Type



**L464**  
 Professional Lathe Parting Tool  
 Kit - Insert Type



**L076**  
 Knurling Tool Holder Kit



**C052**  
 3MT Live Centre



**C045**  
 3MT Pipe Centre - 70° Cone



**C290**  
 Heavy Duty Drill Chuck - Keyed  
 Type



**C294**  
 Industrial Drill Chuck - Keyless  
 Type



**D443A**  
 3MT x JT3 Drill Chuck Arbor



Product Brochure For L237K

D1282

Imperial 135° Precision HSS Drill Set - 29 Piece



D1272

Metric 135° Precision HSS Drill Set - 25 Piece



D126

Metric 135° Precision HSS Drill Set - 170 Pieces



S090A

Soluble Metal Cutting Fluid - 1 Litre



S090

Soluble Metal Cutting Fluid - 5 Litre



S076

Cutting Tool Lubricant Fluid - 500ml



S077

Drilling, Tapping & Cutting Tool Lubricant Spray - 400g



S075

Cutting Tool Lubricant Paste - 200g



S074

Cutting Tool Lubricant Paste - 500g



G660

Lathe Leadscrew Cover Kit




G659

Lathe Leadscrew Cover Kit - Concertina




L341

Fitting and Machining Technical Book



Product Brochure For L237K

**L3455**  
 Professional Sheet Metal Fabrication Book



**L300**  
 Magnetic Swarf Remover




**M9991**  
 Magnetic Floor Sweeper



**M800**  
 Rubber Mat - Anti-Fatigue



**M805**  
 Rubber Mat - Anti-Fatigue



**O000**  
 SpillFix Universal Organic Absorbent



**O043**  
 Rust & Corrosion Preventive



**O042**  
 General Purpose Lubricant & Corrosion Inhibitor



**O040**  
 Rust & Corrosion Preventive



**O044**  
 Rust & Corrosion Preventive

