

Product Brochure For L242

Centre Lathe - AL-1000D

360 x 1000mm Turning Capacity



| | |
|---|----------------|
| ORDER CODE: | L242 |
| MODEL: | AL-1000D |
| Swing Over Bed (mm): | 356 |
| Distance Between Centres (mm): | 1000 |
| Spindle Bore (mm): | 40 |
| Swing In Gap (mm): | 516 |
| Swing Over Cross-slide (mm): | 225 |
| Digital Readout System Fitted: | Optional |
| Quick Change Toolpost Fitted: | Optional |
| Leadscrew Covers Fitted: | ~ |
| Taper Turning Attachment: | ~ |
| Coolant System: | Yes |
| Tool Height To Suit (mm): | 16 |
| Centre Height (mm): | 178 |
| Spindle Nose Size or Type: | D1-4 Camlock |
| Bed Width (mm): | 190 |
| Headstock Spindle Taper (MT): | 5 |
| Tailstock Taper (MT): | 3 |
| Cross Slide Travel (mm): | 175 |
| Compound Slide Travel (mm): | 100 |
| Leadscrew Type: | Metric |
| Metric Cross Feed (X-Axis) (mm/rev): | 0.033 - 0.468 |
| Imperial Cross Feed (X-Axis) (inch/rev): | ~ |
| Metric Longitudinal Feed (Z-Axis) (mm/rev): | 0.066 - 0.936 |
| Imperial Longitudinal Feed (Z-Axis) (inch/rev): | ~ |
| Metric Thread Steps & Pitch (No. / mm): | 30 (0.4 - 7.0) |
| Imperial Thread Steps & TPI (No. / TPI): | 32 (4 - 56) |
| 3 Jaw Chuck Diameter (mm): | 160 |
| 4 Jaw Chuck Diameter (mm): | 200 |
| Spindle Steps / Speeds (No. / rpm): | 18 (50 - 2000) |
| Motor Power (kW / hp): | 2.25 / 3 |
| Voltage / Amperage (V / amp): | 415 |
| Nett Weight (kg): | 720 |

Description

Manufactured in Taiwan

Features

- Tool room quality precision lathe, Made in Taiwan and have been sold for over 20 years
- Gear drive headstock for quick change of spindle speeds
- Nachi Japanese made bearings supporting headstock spindle
- Stand increasing rigidity and reducing vibration
- Precision 'V'-beds are hardened and ground, incorporating a rigid webbed casting
- Foot operated spindle brake with safety cut out switch
- Change gears for metric and imperial thread cutting
- Oil sight glass for head stock and gearbox
- Adjustable taper roller bearings support the spindle
- Overload clutch mechanism on auto power feed
- Overload protection on drive motor and coolant system
- 3hp 415V motor, 18-speed (50 - 2000rpm)
- Inching button is incorporated on the control panel for convenient spindle speed selection
- Enclosed quick action gearbox for thread cutting and auto feeding
- Powered longitudinal and cross feeds
- D1-4 camlock spindle for quick chuck changes and safe reverse-direction turning. ISO standard
- Removable gap bed-way for larger diameter jobs
- Dual calibrated dials (except for saddle hand wheel)

Product Brochure For L242

| INDICATOR TABLE | | |
|-----------------|-------|-------|
| GEAR | PITCH | SCALE |
| 18T | 0.45 | 0.9 |
| | 2.25 | 4.5 |
| | 0.25 | 0.5 |
| | 0.75 | 1 |
| | 1.5 | 2 |
| 3 | 4 | 1-6 |
| | 6 | |
| | | |
| 20T | 1.25 | 2.5 |
| | 5 | 1, 4 |
| 21T | 1.75 | 3.5 |
| | 7 | 1,3,5 |
| 21T | 0.7 | 1, 4 |

Thread Chasing Chart



Compound Scale

Recommended Accessories

G660

Lathe Leadscrew Cover Kit



G659

Lathe Leadscrew Cover Kit - Concertina



L258

Taper Turning Attachment



C052

3MT Live Centre



L0077

Lathe Turning Tool Kit - 7 piece Insert Type



L451

Lathe Turning Tool Kit - 3 piece Insert Type



L457

Lathe Threading Tool Kit - Insert Type




L465

Professional Lathe Parting Tool Kit - Insert Type




Product Brochure For L242

L341
 Fitting and Machining Technical Book



L3455
 Professional Sheet Metal Fabrication Book



L295
 Quick Change Toolpost



L295A
 Quick Change Toolpost Holder - Std



L076
 Knurling Tool Holder Kit



L277
 Vertical Mill Slide



D126
 Metric 135° Precision HSS Drill Set - 170 Pieces



D1282
 Imperial 135° Precision HSS Drill Set - 29 Piece



C980
 5C Collet Lathe Adaptor



C294
 Industrial Drill Chuck - Keyless Type



D443A
 3MT x JT3 Drill Chuck Arbor



D719
 150mm Easson Digital Readout Scale



Product Brochure For L242


D734
900mm Easson Digital Readout Scale



M800
Rubber Mat - Anti-Fatigue



M805
Rubber Mat - Anti-Fatigue



S090A
Soluble Metal Cutting Fluid - 1 Litre



S090
Soluble Metal Cutting Fluid - 5 Litre



S076
Cutting Tool Lubricant Fluid - 500ml



S077
Drilling, Tapping & Cutting Tool Lubricant Spray - 400g



S075
Cutting Tool Lubricant Paste - 200g



S074
Cutting Tool Lubricant Paste - 500g



O000
SpillFix Universal Organic Absorbent



O043
Rust & Corrosion Preventive



O042
General Purpose Lubricant & Corrosion Inhibitor



Product Brochure For L242

O040

Rust & Corrosion Preventive

O044

Rust & Corrosion Preventive

