

Product Brochure For L242D

Centre Lathe - AL-1000D

Ø360 x 1000mm Turning Capacity - Ø40mm Spindle Bore
 Includes Digital Readout System

On Sale

Ex GST

Inc GST

\$12,250.00

\$13,475.00

\$10,990.00

\$12,089.00



ORDER CODE:	L242D
MODEL:	AL-1000D
Swing Over Bed (mm):	360
Distance Between Centres (mm):	1000
Spindle Bore (mm):	40
Swing In Gap (mm):	516
Swing Over Cross-slide (mm):	225
Digital Readout System Fitted:	Yes
Quick Change Toolpost Fitted:	Optional
Leadscrew Covers Fitted:	Yes
Taper Turning Attachment:	Optional
Coolant System:	Yes
Tool Height To Suit (mm):	16
Centre Height (mm):	178
Spindle Nose Size or Type:	D1-4 Camlock
Bed Width (mm):	190
Headstock Spindle Taper (MT):	5
Tailstock Taper (MT):	3
Cross Slide Travel (mm):	175
Compound Slide Travel (mm):	100
Leadscrew Type:	Metric
Metric Cross Feed (X-Axis) (mm/rev):	0.034 - 0.468
Imperial Cross Feed (X-Axis) (inch/rev):	~
Metric Longitudinal Feed (Z-Axis) (mm/rev):	0.068 - 0.936
Imperial Longitudinal Feed (Z-Axis) (inch/rev):	~
Metric Thread Steps & Pitch (No. / mm):	30 (0.4 - 7.0)
Imperial Thread Steps & TPI (No. / TPI):	32 (4 - 56)
3 Jaw Chuck Diameter (mm):	160
4 Jaw Chuck Diameter (mm):	200
Spindle Steps / Speeds (No. / rpm):	18 (50 - 2000)
Motor Power (kW / hp):	2.25 / 3
Voltage / Amperage (V / amp):	415
Nett Weight (kg):	700

Description

Manufactured in Taiwan

Tool room quality precision lathe and have been sold for over 20 years

Features

- 2 axis digital readout system
- Gear drive headstock for quick change of spindle speeds
- Nachi Japanese made bearings supporting headstock spindle
- Stand increasing rigidity and reducing vibration
- Precision 'V'-beds are hardened and ground, incorporating a rigid webbed casting
- Foot operated spindle brake with safety cut out switch
- Slide out front swarf tray for easy cleaning
- Change gears for metric and imperial thread cutting
- Oil sight glass for head stock and gearbox
- Adjustable taper roller bearings support the spindle

Product Brochure For L242D

- Overload clutch mechanism on auto power feed
- Overload protection on drive motor and coolant system
- 3hp 415V motor, 18-speed (50 - 2000rpm)
- Inching button is incorporated on the control panel for convenient spindle speed selection
- Enclosed quick action gearbox for thread cutting and auto feeding
- Powered longitudinal and cross feeds
- D1-4 camlock spindle for quick chuck changes and safe reverse-direction turning. ISO standard
- Removable gap bed-way for larger diameter jobs
- Dual calibrated dials (except for saddle hand wheel)
- Coolant system with flexible hose
- Slide out swarf tray

Includes

- 2 axis digital readout system
- Concertina leadscrew cover
- Slide out front swarf tray
- 160mm 3-jaw chuck with reverse jaws
- 200mm 4-jaw chuck
- Face plate
- Fixed steady
- Travelling steady
- Change gears
- Dead centres
- Thread-chasing dial
- Safety chuck guard
- Stand
- Foot brake
- Rear splash guard & swarf tray
- Tool box
- Instruction booklet

Specific Features



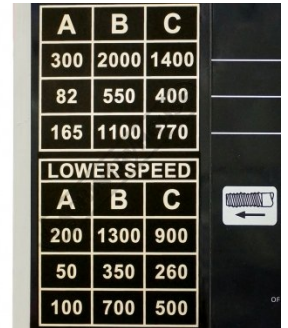
2 Axis Digital Readout




Headstock Controls



Control Panel



Speed Chart



Feeds & Threads Gearbox Controls



Thread Charts




Saddle Controls



Saddle Right View

Product Brochure For L242D




Thread Chasing Dial



Thread Engagement Levers



Spindle Engagement Lever



Saddle Hand Wheel




3 Point Fixed Steady




2 Point Travelling Steady



Swivel Compound with Scale



Compound Slide with 4-Way Toolpost



Compound Dial



Cross Slide Dial




Flexible Coolant Hose



Safety Chuck Guard




Tailstock



Tailstock Hand Wheel



Tailstock Offset Adjustment



Hardened & Ground Bedways

Product Brochure For L242D



Slide Out Swarf Tray



Foot Brake

Recommended Accessories

M002

Steel Machine Mount & Rubber Insert



L258

Taper Turning Attachment



C980

5C Collet Lathe Adaptor



L277

Vertical Mill Slide



L295

Quick Change Toolpost



L017

Right Hand Turning Tool Holder



L018

Left Hand Turning Tool Holder



L044

Right Hand Turning Tool Holder



Product Brochure For L242D

L045
 Left Hand Turning Tool Holder



L0077
 Lathe Turning Tool Kit - 7 piece Insert Type



L451
 Lathe Turning Tool Kit - 3 piece Insert Type



L465
 Professional Lathe Parting Tool Kit - Insert Type



L457
 Lathe Threading Tool Kit - Insert Type



L076
 Knurling Tool Holder Kit



C052
 3MT Live Centre



C045
 3MT Pipe Centre - 70° Cone



C290
 Heavy Duty Drill Chuck - Keyed Type



C294
 Industrial Drill Chuck - Keyless Type



D443A
 3MT x JT3 Drill Chuck Arbor



D1272
 Metric 135° Precision HSS Drill Set - 25 Piece



Product Brochure For L242D

D1282

Imperial 135° Precision HSS Drill Set - 29 Piece



D126

Metric 135° Precision HSS Drill Set - 170 Pieces



S090A

Soluble Metal Cutting Fluid - 1 Litre



S090

Soluble Metal Cutting Fluid - 5 Litre



S076

Cutting Tool Lubricant Fluid - 500ml



S077

Drilling, Tapping & Cutting Tool Lubricant Spray - 400g



S075

Cutting Tool Lubricant Paste - 200g



S074

Cutting Tool Lubricant Paste - 500g



S091

Soluble Metal Cutting Fluid - 20 Litre



G660

Lathe Leadscrew Cover Kit




G659

Lathe Leadscrew Cover Kit - Concertina




L341

Fitting and Machining Technical Book



Product Brochure For L242D

L3455
 Professional Sheet Metal Fabrication Book



L300
 Magnetic Swarf Remover




M9991
 Magnetic Floor Sweeper



M800
 Rubber Mat - Anti-Fatigue



M805
 Rubber Mat - Anti-Fatigue



O000
 SpillFix Universal Organic Absorbent



O043
 Rust & Corrosion Preventive



O042
 General Purpose Lubricant & Corrosion Inhibitor



O040
 Rust & Corrosion Preventive



O044
 Rust & Corrosion Preventive

