

## Product Brochure For L244

### Centre Lathe - AL-1440

360 x 1000mm Turning Capacity - 40mm Bore



ORDER CODE:	L244
MODEL:	AL-1440
Swing Over Bed (mm):	356
Distance Between Centres (mm):	1000
Spindle Bore (mm):	40
Swing In Gap (mm):	516
Swing Over Cross-slide (mm):	224
Digital Readout System Fitted:	Optional
Quick Change Toolpost Fitted:	Optional
Leadscrew Covers Fitted:	Yes
Taper Turning Attachment:	Optional
Coolant System:	Yes
Tool Height To Suit (mm):	16
Centre Height (mm):	178
Spindle Nose Size or Type:	D1-4 Camlock
Bed Width (mm):	190
Headstock Spindle Taper (MT):	5
Tailstock Taper (MT):	3
Cross Slide Travel (mm):	175
Compound Slide Travel (mm):	100
Leadscrew Type:	Metric
Metric Cross Feed (X-Axis) (mm/rev):	0.033 - 0.468
Imperial Cross Feed (X-Axis) (inch/rev):	~
Metric Longitudinal Feed (Z-Axis) (mm/rev):	0.066 - 0.936
Imperial Longitudinal Feed (Z-Axis) (inch/rev):	~
Metric Thread Steps & Pitch (No. / mm):	30 (0.4 - 7.0)
Imperial Thread Steps & TPI (No. / TPI):	32 (4 - 56)
3 Jaw Chuck Diameter (mm):	160
4 Jaw Chuck Diameter (mm):	200
Spindle Steps / Speeds (No. / rpm):	18 (50 - 2000)
Motor Power (kW / hp):	2.25 / 3
Voltage / Amperage (V / amp):	415
Nett Weight (kg):	720

### Features

- Tool room quality precision lathe, Made in Taiwan and have been sold for over 20 years
- Gear drive headstock for quick change of spindle speeds
- Stand increasing rigidity and reducing vibration
- Precision 'V'-beds are hardened and ground, incorporating a rigid webbed casting
- Foot operated spindle brake with safety cut out switch
- Slide out front swarf tray for easy cleaning
- Chuck guard fitted fitted with micro switch
- Leadscrew cover ensures swarf not reaching clasp nut
- Change gears for metric and imperial thread cutting
- Oil sight glass for head stock and gearbox
- Adjustable taper roller bearings support the spindle
- Overload clutch mechanism on auto power feed
- Overload protection on drive motor and coolant system
- 3HP/415V motor, 18-speed (50 - 2000rpm)
- Inching button is incorporated on the control panel for convenient spindle speed selection
- Enclosed quick action gearbox for thread cutting and auto feeding
- Powered longitudinal and cross feeds
- D1-4 camlock spindle for quick chuck changes and safe reverse-direction turning. ISO standard
- Removable gap bed-way for larger diameter jobs
- Dual calibrated dials (except for saddle hand wheel)
- Coolant system with flexible hose
- Slide out swarf tray

## Product Brochure For L244

### Includes

- 3-jaw chuck with reverse jaws
- 4-jaw chuck
- Faceplate
- Fixed Steady
- Travelling steady
- Chuck guard
- Concertina leadscrew covers
- Slide out front swarf tray
- Dead centre
- Thread chasing dial
- Foot brake
- Coolant system
- Rear splash guard
- Halogen light
- Drive Plate
- Instruction booklet

### Specific Features



Safety Chuck Guard



Leadscrew Covers



Headstock Controls



Speed Levers and Charts



Feed Levers and Charts




Chuck




Hi Low Switch



Saddle



Saddle Controls



Feed Handle



2 Point Steady




3 Point Steady

Product Brochure For L244



Coolant System



Compound Slide



Compound Slide Hand Wheel



Cross Slide Hand Wheel




Saddle Hand Wheel



Thread Chasing Dial



Tailstock



Tailstock Quill



Tailstock Hand Wheel



Pull Out Swarf Tray



Foot Brake



Hardened and Ground Bedways



Emergency Stop

Product Brochure For L244

**Recommended Accessories**

**L258**  
Taper Turning Attachment



**L300**  
Magnetic Swarf Remover



**M9991**  
Magnetic Floor Sweeper



**C052**  
3MT Live Centre



**L0077**  
Lathe Turning Tool Kit - 7 piece  
Insert Type



**L451**  
Lathe Turning Tool Kit - 3 piece  
Insert Type



**L457**  
Lathe Threading Tool Kit - Insert  
Type



**L465**  
Professional Lathe Parting Tool  
Kit - Insert Type



Product Brochure For L244

S090A  
 Soluble Metal Cutting Fluid - 1 Litre



S090  
 Soluble Metal Cutting Fluid - 5 Litre



S076  
 Cutting Tool Lubricant Fluid - 500ml



S077  
 Drilling, Tapping & Cutting Tool Lubricant Spray - 400g




S075  
 Cutting Tool Lubricant Paste - 200g




S074  
 Cutting Tool Lubricant Paste - 500g



L341  
 Fitting and Machining Technical Book



L3455  
 Professional Sheet Metal Fabrication Book



L295  
 Quick Change Toolpost



L295A  
 Quick Change Toolpost Holder - Std



L277  
 Vertical Mill Slide



D126  
 Metric 135° Precision HSS Drill Set - 170 Pieces



Product Brochure For L244

**D1282**  
 Imperial 135° Precision HSS  
 Drill Set - 29 Piece



**C980**  
 5C Collet Lathe Adaptor



**L076**  
 Knurling Tool Holder Kit



**C294**  
 Industrial Drill Chuck - Keyless  
 Type



**D443A**  
 3MT x JT3 Drill Chuck Arbor



**D719**  
 150mm Easson Digital Readout  
 Scale



**D734**  
 900mm Easson Digital Readout  
 Scale



**M800**  
 Rubber Mat - Anti-Fatigue



**M805**  
 Rubber Mat - Anti-Fatigue

