

Product Brochure For L252D

Champion 1530 Centre Lathe - with Digital Readout System - Schools / TAFE

390 x 762mm Turning Capacity

Please Call



ORDER CODE:	L252D
NSW DOE Item No.:	~
QLD DOE Item No.:	~
MODEL:	Schools/TAFE Champion &
Digital Readout:	Yes
Tool To Suit (mm):	25
Distance Between Centres (mm):	762
Swing Over Bed (mm):	390
Swing Over Gap (mm):	~
Swing Over Cross-slide (mm):	240
Centre Height (mm):	195
Spindle Bore (mm):	Ø55
Camlock Spindle Size:	D1-6
Bed Width (mm):	270
Head Stock Spindle Taper (MT):	6
Tail Stock Taper (MT):	4
Cross Slide Travel (mm):	230
Compound Slide Travel (mm):	120
Lead Screw:	Metric
Cross Feed (mm/rev):	0.020 - 0.50
Longitudinal Feed (mm/rev):	0.040 - 1.00
Metric Thread Range (No. / mm):	39 (0.2 - 14)
Imperial Thread Range (No. / TPI):	40 (2 - 72)
3 Jaw Chuck Diameter (mm):	Ø250
4 Jaw Chuck Diameter (mm):	Ø250
Spindle Steps/speeds (No. / RPM):	16 / 25-2000
Motor Power (kW / hp):	5.5 / 7.5
Voltage / Amperage (V / amp):	415
Nett Weight (kg):	1500



Description

Manufactured in Taiwan

We for many years have been working in close consultation with the education departments to ensure the most suitable equipment is provided to our schools and TAFE, not only does it comply with the departments stringent safety requirements but is built to last the distance. That's why we consider our company to be a specialist when it comes to supplying quality Wood Work and Metal Working Machinery for Public or Private Schools, TAFE Colleges and Trade Training Centres in all states of Australia.

The Dashin Champion is manufactured in Taiwan with all the safety features needed to comply with the education department. This machine has the following safety features such as leadscrew cover, chuck guard with micro switch, micro switch fitted to side access door and emergency foot brake making this machine superior in safety to protect the learning and developing students.

Features

- 2 axis digital readout system
- Precision Taiwanese machine, sold for over 34 years
- Adjustable taper roller bearings providing spindle accuracy
- Precision 'V'-beds & headstock gears are all hardened & ground
- Chuck guard with safety micro switch cut out
- Sliding toolpost guard deflects swarf into tray
- Quick change toolpost with additional holders
- Overload protection on drive motor and coolant system
- Universal enclosed gearbox incorporating metric & imperial thread capabilities
- Inching button incorporated on the control panel for convenient spindle speed selection
- Foot operated spindle brake with safety cut out switch
- 270mm wide induction hardened heavy duty cast iron bed
- Powered longitudinal and cross feeds
- Clutch in apron enabling pressure adjustment for feeding in both axis
- Metric calibrated dials with clearly marked graduations
- Coolant system with flexible hose enabling operator to manipulate flow direction

Product Brochure For L252D

- Oil sight glass for head stock and gearbox
- LED work light
- Lubrication pump on saddle oiling slides
- Change gears for metric and imperial thread cutting
- D1-6 camlock spindle for quick chuck removal
- 16 spindle speeds from 25-2000rpm in geometric progression
- Large 55mm spindle bore
- 5.5kW / 7.5HP 415V main motor

Includes

- 250mm 3-jaw chuck with reverse jaws
- 250mm 4-jaw chuck
- Fixed Steady with roller bearings
- Travelling steady with roller bearings
- Chuck guard
- Travelling toolpost guard
- Dead centres
- Thread chasing dial
- Foot brake
- Coolant system
- LED Work light
- Rear splash guard
- Spindle reducing bush
- Instruction booklet

Specific Features



Chuck guard with safety micro switch cut out



Sliding toolpost guard deflects swarf into tray




2 Axis digital readout system



Speed change lever system




Headstock controls



Leadscrew covers



Fixed & travelling steadies with roller bearings




Quick change toolpost with additional holders


Product Brochure For L252D



Thread Chasing Dial



Saddle controls




Lubrication pump for slide



Heavy duty tailstock



LED Work light & Coolant System




High quality one piece Meehanite cast base increases rigidity



Slide out tray for easy cleaning



Footbrake



Thread Charts

Product Brochure For L252D

Recommended Accessories

A358
 Sky Hook Lifting Device



A358A
 Chuck Hook



L453
 Lathe Turning Tool Kit - 3 piece
 Insert Type



L459
 Lathe Threading Tool Kit - Insert
 Type



L467
 Professional Lathe Parting Tool
 Kit - Insert Type



C054
 4MT Live Centre



S090A
 Soluble Metal Cutting Fluid - 1
 Litre



S090
 Soluble Metal Cutting Fluid - 5
 Litre



Product Brochure For L252D

S076

Cutting Tool Lubricant Fluid - 500ml



S077

Drilling, Tapping & Cutting Tool Lubricant Spray - 400g



S075

Cutting Tool Lubricant Paste - 200g



S074

Cutting Tool Lubricant Paste - 500g



D1272

Metric 135° Precision HSS Drill Set - 25 Piece



D1282

Imperial 135° Precision HSS Drill Set - 29 Piece



D126

Metric 135° Precision HSS Drill Set - 170 Pieces



C294

Industrial Drill Chuck - Keyless Type



D454A

4MT x JT3 Drill Chuck Arbor



D119

Metric 2MT HSS Drill Set



D424

Drill Sleeve - Morse Taper



D422

Drill Sleeve - Morse Taper



Product Brochure For L252D

M800

Rubber Mat - Anti-Fatigue

M805

Rubber Mat - Anti-Fatigue

