

Product Brochure For L416

Right Hand Boring Bar - S25T-MWLNR-08

Ø25mm

Insert tip not included

On Sale

Ex GST

Inc GST

\$150.00

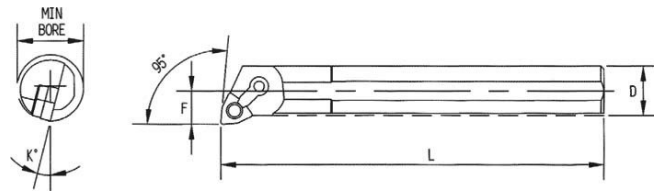
\$165.00

\$127.27

\$140.00



ORDER CODE:	L416
Part Number - Style:	MWLN
Size (mm):	25
Hand Type:	RIGHT
B = Minimum Bore (mm):	32
D (mm):	25
F (mm):	17
L (mm):	300
K (deg):	14°
Minimum Bore (mm):	29.5



Description

NOTE: Inserts NOT included with tool holders.

Use insert WNMG 08 (code L053)

Features

- Negative rake boring bar suitable for turning and facing
- Suitable for rapid metal removal

Product Brochure For L416

Specific Features



Full View

Side View

Locking Tool

Recommended Accessories

L053

KYOCERA Carbide Inserts - Turning

L0534



KYOCERA Carbide Inserts - Turning

L0538

KYOCERA Carbide Inserts - Turning

L453

Lathe Turning Tool Kit - 3 piece Insert Type



L503

Seat Pin to Suit Turning Tool Holders

L535

Clamp to Suit Turning Tool Holders

L5365

Clamp Screw to Suit Boring Bar

L006A

Boring Bar Set - HSS



Product Brochure For L416

L431
 Boring Bar Set - Carbide Insert



L430
 Boring Bar Set - Carbide Insert



L072
 HSS Turning Tool Set - 4 piece



L0085
 Carbide Turning Tool Set - 11 piece



L0055
 Lathe Turning Tool Kit - 5 piece
 Insert Type



L0099
 Lathe Turning Tool Kit - 7 piece
 Insert Type



L0077
 Lathe Turning Tool Kit - 7 piece
 Insert Type



L450
 Lathe Turning Tool Kit - 3 piece
 Insert Type



L451
 Lathe Turning Tool Kit - 3 piece
 Insert Type



L452
 Lathe Turning Tool Kit - 3 piece
 Insert Type



L456
 Lathe Threading Tool Kit - Insert
 Type



L457
 Lathe Threading Tool Kit - Insert
 Type



Product Brochure For L416

L458
 Lathe Threading Tool Kit - Insert Type



L459
 Lathe Threading Tool Kit - Insert Type



L464
 Professional Lathe Parting Tool Kit - Insert Type



L465
 Professional Lathe Parting Tool Kit - Insert Type



L466
 Professional Lathe Parting Tool Kit - Insert Type



L467
 Professional Lathe Parting Tool Kit - Insert Type

