

Product Brochure For L417

## Right Hand Boring Bar - S32T-MWLNR-08

Ø32mm

Insert tip not included

**On Sale**

Ex GST

**\$180.00**

**\$151.82**

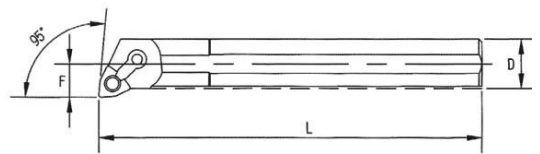
Inc GST

**\$198.00**

**\$167.00**



ORDER CODE:	L417
Part Number - Style:	MWLN
Size (mm):	32
Hand Type:	RIGHT
B = Minimum Bore (mm):	40
D (mm):	32
F (mm):	22
L (mm):	300
K (deg):	14°
Minimum Bore (mm):	38



### Description

NOTE: Inserts NOT included with tool holders.

Use insert WNMG 08 (code L053)

### Features

- Negative rake boring bar suitable for turning and facing
- Suitable for rapid metal removal

Product Brochure For L417

**Specific Features**



Front View



Side View



Locking Tool

**Recommended Accessories**

L053

KYOCERA Carbide Inserts - Turning

L0534


KYOCERA Carbide Inserts - Turning

L0538

KYOCERA Carbide Inserts - Turning

L535

Clamp to Suit Turning Tool Holders



L5366

Clamp Screw to Suit Boring Bar

L5325


Seat Pin to Suit Turning Tool Holders

L5326

Seat to Suit Turning Tool Holders

L006A

Boring Bar Set - HSS



Product Brochure For L417

**L431**  
 Boring Bar Set - Carbide Insert



**L430**  
 Boring Bar Set - Carbide Insert



**L072**  
 HSS Turning Tool Set - 4 piece



**L0085**  
 Carbide Turning Tool Set - 11 piece



**L0055**  
 Lathe Turning Tool Kit - 5 piece  
 Insert Type



**L0099**  
 Lathe Turning Tool Kit - 7 piece  
 Insert Type



**L0077**  
 Lathe Turning Tool Kit - 7 piece  
 Insert Type




**L450**  
 Lathe Turning Tool Kit - 3 piece  
 Insert Type



**L451**  
 Lathe Turning Tool Kit - 3 piece  
 Insert Type



**L452**  
 Lathe Turning Tool Kit - 3 piece  
 Insert Type



**L453**  
 Lathe Turning Tool Kit - 3 piece  
 Insert Type



**L456**  
 Lathe Threading Tool Kit - Insert  
 Type



Product Brochure For L417


**L457**  
 Lathe Threading Tool Kit - Insert Type



**L458**  
 Lathe Threading Tool Kit - Insert Type



**L459**  
 Lathe Threading Tool Kit - Insert Type



**L464**  
 Professional Lathe Parting Tool Kit - Insert Type



**L465**  
 Professional Lathe Parting Tool Kit - Insert Type



**L466**  
 Professional Lathe Parting Tool Kit - Insert Type



**L467**  
 Professional Lathe Parting Tool Kit - Insert Type

