

Product Brochure For L543D

Centre Lathe - AL-346

Ø330 x 600mm Turning Capacity - Ø40mm Spindle Bore
 16 Geared Head Speeds 70 ~ 2000rpm, Includes Digital Readout System, Leadscrew Covers, Foot Brake & Cabinet Stand



On Sale - Back In Stock Soon

Ex GST	Inc GST
\$6,690.00	\$7,359.00
\$6,290.00	\$6,919.00

ORDER CODE:	L543D
MODEL:	AL-346
Swing Over Bed (mm):	330
Distance Between Centres (mm):	600
Spindle Bore (mm):	40
Swing In Gap (mm):	~
Swing Over Cross-slide (mm):	200
Digital Readout System Fitted:	Yes
Quick Change Toolpost Fitted:	~
Leadscrew Covers Fitted:	Yes
Taper Turning Attachment:	~
Coolant System:	Yes
Tool Height To Suit (mm):	12
Centre Height (mm):	165
Spindle Nose Size or Type:	D1-4 Camlock
Bed Width (mm):	181
Headstock Spindle Taper (MT):	5
Tailstock Taper (MT):	3
Cross Slide Travel (mm):	160
Compound Slide Travel (mm):	85
Leadscrew Type:	Metric
Metric Cross Feed (X-Axis) (mm/rev):	0.013-0.31
Imperial Cross Feed (X-Axis) (inch/rev):	~
Metric Longitudinal Feed (Z-Axis) (mm/rev):	0.013-0.31
Imperial Longitudinal Feed (Z-Axis) (inch/rev):	~
Metric Thread Steps & Pitch (No. / mm):	32 (0.4 - 7)
Imperial Thread Steps & TPI (No. / TPI):	36 (4 - 60)
3 Jaw Chuck Diameter (mm):	160
4 Jaw Chuck Diameter (mm):	200
Spindle Steps / Speeds (No. / rpm):	16 (70 - 2000)
Motor Power (kW / hp):	1.8 / 2.4
Voltage / Amperage (V / amp):	415 / 10
Nett Weight (kg):	560

Features

- 2 Axis digital readout
- Gear drive headstock for quick change of spindle speeds
- Precision 'V'-beds are hardened and ground, incorporating a rigid webbed casting
- Concertina leadscrew cover
- Slide out swarf tray from front of machine
- Low voltage work light
- Foot operated spindle brake with safety cut out switch
- Slide out front swarf tray for easy cleaning
- Change gears for metric and imperial thread cutting
- Oil sight glass for head stock and gearbox
- Adjustable taper roller bearings support the spindle
- 16 spindle speeds from 70 to 2000rpm
- Inching button is incorporated on the control panel for convenient spindle speed selection
- Enclosed quick action gearbox for thread cutting and auto feeding
- Powered longitudinal and cross feeds
- D1-4 camlock spindle for quick chuck changes and safe reverse direction turning. ISO standard

Product Brochure For L543D

- Dual calibrated dials (except for saddle hand-wheel)
- Chuck & change gear guards are fitted with micro switches

Includes

- 2 Axis digital readout system
- Concertina leadscrew cover
- Slide out front swarf tray
- 3-jaw chuck with reverse jaws
- 4-jaw chuck
- Face plate
- Fixed steady
- Travelling steady
- Coolant system
- Change gears
- Dead centres
- Thread-chasing dial
- Safety chuck guard
- Work light
- Stand
- Foot brake
- Rear splash guard & slide out swarf tray
- Tool box
- Instruction booklet

Specific Features




2 Axis Digital Readout




Headstock



Spindle Speeds




Thread Charts 1




Product Brochure For L543D




Leadscrew Covers




Saddle Left View




Saddle Controls



Saddle Right View



Compound Slide



Compound Slide Angle Scale



Thread Chasing Dial




Forward Reverse Spindle Lever



Tailstock




Tailstock Adjustments



Tailstock Graduations



Induction Hardened Bedways



Feed and Threading Engagement Levers



Cross Feed Dial Graduations




Saddle Hand Wheel Graduations



Compound Slide Dial Graduations

Product Brochure For L543D



Pull out Swarf Tray



Footbrake



Parts



Left View



Rear View

Recommended Accessories

M002
 Steel Machine Mount & Rubber
 Insert

L292
 Quick Change Toolpost

L295
 Quick Change Toolpost

L277
 Vertical Mill Slide



Product Brochure For L543D

C980
 5C Collet Lathe Adaptor



L015
 Right Hand Turning Tool Holder



L016
 Left Hand Turning Tool Holder



L0099
 Lathe Turning Tool Kit - 7 piece
 Insert Type



L450
 Lathe Turning Tool Kit - 3 piece
 Insert Type



L456
 Lathe Threading Tool Kit - Insert
 Type



L464
 Professional Lathe Parting Tool
 Kit - Insert Type



L073
 Parting Tool Holder - Suits 1/2"
 HSS Tool Bit



L076
 Knurling Tool Holder Kit



C052
 3MT Live Centre



C045
 3MT Pipe Centre - 70° Cone



C290
 Heavy Duty Drill Chuck - Keyed
 Type



Product Brochure For L543D

D443A
 3MT x JT3 Drill Chuck Arbor



D1272
 Metric 135° Precision HSS Drill Set - 25 Piece



D1282
 Imperial 135° Precision HSS Drill Set - 29 Piece



D126
 Metric 135° Precision HSS Drill Set - 170 Pieces



S090A
 Soluble Metal Cutting Fluid - 1 Litre



S090
 Soluble Metal Cutting Fluid - 5 Litre



S076
 Cutting Tool Lubricant Fluid - 500ml



S077
 Drilling, Tapping & Cutting Tool Lubricant Spray - 400g



S075
 Cutting Tool Lubricant Paste - 200g



S074
 Cutting Tool Lubricant Paste - 500g



G660
 Lathe Leadscrew Cover Kit




G659
 Lathe Leadscrew Cover Kit - Concertina




Product Brochure For L543D

L3455
 Professional Sheet Metal
 Fabrication Book



L341
 Fitting and Machining Technical
 Book



L300
 Magnetic Swarf Remover




M9991
 Magnetic Floor Sweeper



M800
 Rubber Mat - Anti-Fatigue



M805
 Rubber Mat - Anti-Fatigue



O000
 SpillFix Universal Organic
 Absorbent



O043
 Rust & Corrosion Preventive



O042
 General Purpose Lubricant &
 Corrosion Inhibitor



O040
 Rust & Corrosion Preventive



O044
 Rust & Corrosion Preventive

