

Product Brochure For L564E

Centre Lathe - AL-356

Ø356 x 1000mm Turning Capacity - Ø51mm Spindle Bore
 Includes Digital Readout System & Quick Change Toolpost

On Sale

| | |
|-------------------|-------------------|
| Ex GST | Inc GST |
| \$8,090.00 | \$8,899.00 |
| \$7,690.00 | \$8,459.00 |



| | |
|---|-----------------|
| ORDER CODE: | L564E |
| MODEL: | AL-356 |
| Swing Over Bed (mm): | 356 |
| Distance Between Centres (mm): | 1000 |
| Spindle Bore (mm): | 51 |
| Swing In Gap (mm): | 476 |
| Swing Over Cross-slide (mm): | 224 |
| Digital Readout System Fitted: | Yes |
| Quick Change Toolpost Fitted: | Yes |
| Leadscrew Covers Fitted: | Yes |
| Taper Turning Attachment: | ~ |
| Coolant System: | Yes |
| Tool Height To Suit (mm): | 16 |
| Centre Height (mm): | 178 |
| Spindle Nose Size or Type: | D1-5 Camlock |
| Bed Width (mm): | 187 |
| Headstock Spindle Taper (MT): | 6 |
| Tailstock Taper (MT): | 4 |
| Cross Slide Travel (mm): | 160 |
| Compound Slide Travel (mm): | 68 |
| Leadscrew Type: | Metric |
| Metric Cross Feed (X-Axis) (mm/rev): | 0.022 - 0.298 |
| Imperial Cross Feed (X-Axis) (inch/rev): | ~ |
| Metric Longitudinal Feed (Z-Axis) (mm/rev): | 0.078 - 1.044 |
| Imperial Longitudinal Feed (Z-Axis) (inch/rev): | ~ |
| Metric Thread Steps & Pitch (No. / mm): | 32 (0.45 - 10) |
| Imperial Thread Steps & TPI (No. / TPI): | 20 (2-1/4 - 40) |
| 3 Jaw Chuck Diameter (mm): | 200 |
| 4 Jaw Chuck Diameter (mm): | 200 |
| Spindle Steps / Speeds (No. / rpm): | 16 (35 - 1900) |
| Motor Power (kW / hp): | 1.8 / 2.4 |
| Voltage / Amperage (V / amp): | 415 |
| Nett Weight (kg): | 650 |



Features

- 2 Axis digital readout system
- Quick change toolpost with 4 holders
- Concertina leadscrew cover
- Gear drive headstock for quick change of spindle speeds
- Precision 'V'-beds are hardened and ground, incorporating a rigid webbed casting
- Foot operated spindle brake with safety cut out switch
- Slide out front swarf tray for easy cleaning
- Change gears for metric and imperial thread cutting
- Oil sight glass for head stock and gearbox
- Adjustable taper roller bearings support the spindle
- Inching button is incorporated on the control panel for convenient spindle speed selection
- Enclosed quick action gearbox for thread cutting and auto feeding
- Powered longitudinal and cross feeds
- D1-5 camlock spindle for quick chuck changes and safe reverse-direction turning. ISO standard
- Removable gap bed-way for larger diameter jobs
- Dual calibrated dials (except for saddle hand-wheel)

Product Brochure For L564E

- Chuck & change gear guards are fitted with micro switches
- Coolant system with flexible hose
- Low voltage LED work light
- Slide out swarf tray

Includes

- 2 Axis digital readout system
- Concertina leadscrew covers
- Slide out front swarf tray
- Quick change tool-post with 4 holders
- 200mm 3-jaw chuck with reverse jaws
- 200mm 4-jaw chuck
- Face plate
- Fixed steady
- Travelling steady
- Change gears
- Dead centres
- Thread-chasing dial
- LED Work light
- Stand
- Rear splash guard & swarf tray
- Tool box
- Instruction booklet

Specific Features



2 Axis Digital Readout



Spindle Speed Selectors



Headstock Controls



Gearbox Feed Dials

| a | | b | | LEVER | |
|-----------------------|---|------|-----|--------|------|
| 120 | | 40T | | 30T | |
| leadscrew threads:4mm | | | | | |
| A | D | 10 | 8.0 | 7.5 | 6.0 |
| B | D | 5.0 | 4.0 | 3.75 | 3.0 |
| A | C | 2.5 | 2.0 | 1.875 | 1.5 |
| B | C | 1.25 | 1.0 | 0.9375 | 0.75 |

Metric Thread Chart

| a | | b | | LEVER | |
|-----------------------|---|-------|----|-------|----|
| 127 | | 40T | | 40T | |
| leadscrew threads:4mm | | | | | |
| A | D | 2 1/4 | 3 | 3 3/4 | 4 |
| B | D | 4 1/2 | 6 | 7 1/2 | 8 |
| A | C | 9 | 12 | 15 | 16 |
| B | C | 18 | 24 | 30 | 32 |

Imperial Thread Chart

| a | | b | | LEVER | |
|---------------------------|---|-------|-------|-------|-------|
| 120 | | 40 | | 30T | |
| Cross screw threads:2.5mm | | | | | |
| A | D | 1.044 | 0.975 | 0.783 | 0.627 |
| B | D | 0.298 | 0.278 | 0.224 | 0.179 |
| A | C | 0.149 | 0.139 | 0.112 | 0.089 |
| B | C | 0.261 | 0.244 | 0.196 | 0.157 |

Longitudinal and Cross feed Chart

| | | INDICATOR TABLE | | | | | |
|-----|-------|-----------------|-----|-----|-----|-----|-----|
| 27T | mm | 0.45 | 0.6 | 1.5 | 3.0 | 4.5 | 6.0 |
| | scale | 1/59 | | | | | |
| 28T | mm | 0.7 | 1.5 | 3.0 | 4.5 | 6.0 | |
| | scale | 1/47/10 | | | | | |
| 30T | mm | 1.25 | 2.5 | 5.0 | 7.5 | 10 | |
| | scale | 1/35/7/9/11 | | | | | |
| OT | mm | 1.0 | 2.0 | 4.0 | 6.0 | 8.0 | |
| | scale | | | | | | |

Indicator Table For Thread Chasing

Product Brochure For L564E




3 Jaw Chuck and Safety Guard



Quick Change Toolpost




Swivel Compound Table




Fixed and Travelling Steadies




LED Work Light and Coolant Hose




Saddle Right View



Feed And Screw Cutting Lever



Saddle Front View



Spindle Engagement Lever



Thread Chasing Dial



Cross Feed Handwheel



Saddle Feed Handwheel



Compound Slide Handle



Leadscrew Covers




Tailstock



Tailstock Quill Graduations

Product Brochure For L564E




Adjustable Tailstock




Tail Stock Feed Handwheel



Induction Hardened Bed Ways



Slideout Swarf Tray



2 Speed Switch

Recommended Accessories

L277
 Vertical Mill Slide

L017
 Right Hand Turning Tool Holder

L018
 Left Hand Turning Tool Holder

L044
 Right Hand Turning Tool Holder



Product Brochure For L564E

L045
 Left Hand Turning Tool Holder



L0077
 Lathe Turning Tool Kit - 7 piece Insert Type



L451
 Lathe Turning Tool Kit - 3 piece Insert Type



L465
 Professional Lathe Parting Tool Kit - Insert Type



L457
 Lathe Threading Tool Kit - Insert Type



L076
 Knurling Tool Holder Kit



C054
 4MT Live Centre



C046
 4MT Pipe Centre - 70° Cone



C290
 Heavy Duty Drill Chuck - Keyed Type



C294
 Industrial Drill Chuck - Keyless Type



D454A
 4MT x JT3 Drill Chuck Arbor



D1272
 Metric 135° Precision HSS Drill Set - 25 Piece



Product Brochure For L564E

D1282

Imperial 135° Precision HSS Drill Set - 29 Piece



D126

Metric 135° Precision HSS Drill Set - 170 Pieces



S090A

Soluble Metal Cutting Fluid - 1 Litre



S090

Soluble Metal Cutting Fluid - 5 Litre



S076

Cutting Tool Lubricant Fluid - 500ml



S077

Drilling, Tapping & Cutting Tool Lubricant Spray - 400g



S075

Cutting Tool Lubricant Paste - 200g



S074

Cutting Tool Lubricant Paste - 500g



S091

Soluble Metal Cutting Fluid - 20 Litre



G659

Lathe Leadscrew Cover Kit - Concertina




G660

Lathe Leadscrew Cover Kit




L341

Fitting and Machining Technical Book



Product Brochure For L564E

L3455
 Professional Sheet Metal Fabrication Book



L300
 Magnetic Swarf Remover




M9991
 Magnetic Floor Sweeper



M800
 Rubber Mat - Anti-Fatigue



M805
 Rubber Mat - Anti-Fatigue



O000
 SpillFix Universal Organic Absorbent



O043
 Rust & Corrosion Preventive



O042
 General Purpose Lubricant & Corrosion Inhibitor



O040
 Rust & Corrosion Preventive



O044
 Rust & Corrosion Preventive

