

Product Brochure For L565D

Centre Lathe - AL-356V

Ø356 x 1000mm Turning Capacity - Ø51mm Spindle Bore
 Includes Digital Readout System, Quick Change Toolpost & Electronic
 Variable Speed With Digital Readout

On Sale

Ex GST	Inc GST
\$8,790.00	\$9,669.00
\$8,390.00	\$9,229.00



ORDER CODE:	L565D
MODEL:	AL-356V
Swing Over Bed (mm):	356
Distance Between Centres (mm):	1000
Spindle Bore (mm):	51
Swing In Gap (mm):	476
Swing Over Cross-slide (mm):	224
Digital Readout System Fitted:	Yes
Quick Change Toolpost Fitted:	Yes
Leadscrew Covers Fitted:	Yes
Taper Turning Attachment:	~
Coolant System:	Yes
Tool Height To Suit (mm):	16
Centre Height (mm):	178
Spindle Nose Size or Type:	D1-5 Camlock
Bed Width (mm):	187
Headstock Spindle Taper (MT):	6
Tailstock Taper (MT):	4
Cross Slide Travel (mm):	160
Compound Slide Travel (mm):	68
Leadscrew Type:	Metric
Metric Cross Feed (X-Axis) (mm/rev):	0.022 - 0.298
Imperial Cross Feed (X-Axis) (inch/rev):	~
Metric Longitudinal Feed (Z-Axis) (mm/rev):	0.078 - 1.044
Imperial Longitudinal Feed (Z-Axis) (inch/rev):	~
Metric Thread Steps & Pitch (No. / mm):	36 (0.45 - 10)
Imperial Thread Steps & TPI (No. / TPI):	20 (2-1/4 - 40)
3 Jaw Chuck Diameter (mm):	200
4 Jaw Chuck Diameter (mm):	200
Spindle Steps / Speeds (No. / rpm):	Variable (40 - 1800)
Motor Power (kW / hp):	1.5 / 2
Voltage / Amperage (V / amp):	240 / 10
Nett Weight (kg):	650

Features

- 2 Axis digital readout system
- Quick change toolpost with 4 holders
- Concertina leadscrew cover
- Electronic infinitely variable inverter spindle speed with digital readout
- Gear drive headstock for quick change of spindle speeds
- Precision 'V'-beds are hardened and ground, incorporating a rigid webbed casting
- Adjustable spindle bore bar support mechanism
- Slide out swarf tray with handle
- Headstock protection rubber matt
- Foot operated cut out safety switch for electric motor
- Slide out front swarf tray for easy cleaning
- Change gears for metric and imperial thread cutting
- Oil sight glass for head stock and gearbox
- Adjustable taper roller bearings support the spindle
- Inching button is incorporated on the control panel for convenient spindle speed selection
- Enclosed quick action gearbox for thread cutting and auto feeding

Product Brochure For L565D

- Powered longitudinal and cross feeds
- D1-5 camlock spindle for quick chuck changes and safe reverse-direction turning. ISO standard
- Removable gap bed-way for larger diameter jobs
- Dual calibrated dials (except for saddle hand-wheel)
- Chuck & change gear guards are fitted with micro switches
- Coolant system with flexible hose
- Low voltage LED work light
- Slide out swarf tray


Includes

- 2 Axis digital readout system
- Concertina leadscrew covers
- Slide out front swarf tray
- Quick change tool-post with 4 holders
- 200mm 3-jaw chuck with reverse jaws
- 200mm 4-jaw chuck
- Face plate
- Fixed steady
- Travelling steady
- Change gears
- Dead centres
- Thread-chasing dial
- LED Work light
- Stand
- Rear splash guard & swarf tray
- Tool box
- Instruction booklet

Specific Features



2 Axis Digital Readout



Quick Change Toolpost



Headstock Controls




Spindle Speed Controls



Longitudinal and Cross Feed Chart And Metric Thread Chart



Gearbox Feed Controls



Imperial Thread Chart and Indicator Table



Digital Spindle Speed Readout

Product Brochure For L565D




Rubber Matt Protector




3 Jaw Chuck and Safety Guard




Spindle Bore Bar Support



Adjustable Bar Support Mechanism



Fixed and Travelling Steadies



LED Work Light and Coolant Hose



Thread Chasing Dial




Swivel Compound Table



Cross Feed Handwheel




Saddle Feed Handwheel



Automatic Feed and Thread Cutting Levers




Tailstock




Adjustable Tailstock



Tail Stock Feed Handwheel



Induction Hardened Bed Ways



Leadscrew Covers

Product Brochure For L565D



Slide Out Swarf Tray



Inverter Drive

Recommended Accessories

L277

Vertical Mill Slide

L017

Right Hand Turning Tool Holder

L018

Left Hand Turning Tool Holder

L044

Right Hand Turning Tool Holder



L045

Left Hand Turning Tool Holder

L0077

Lathe Turning Tool Kit - 7 piece Insert Type

L451

Lathe Turning Tool Kit - 3 piece Insert Type

L465

Professional Lathe Parting Tool Kit - Insert Type



Product Brochure For L565D

L457
 Lathe Threading Tool Kit - Insert Type



L076
 Knurling Tool Holder Kit



C054
 4MT Live Centre



C046
 4MT Pipe Centre - 70° Cone



C290
 Heavy Duty Drill Chuck - Keyed Type



C294
 Industrial Drill Chuck - Keyless Type



D454A
 4MT x JT3 Drill Chuck Arbor



D1272
 Metric 135° Precision HSS Drill Set - 25 Piece



D1282
 Imperial 135° Precision HSS Drill Set - 29 Piece



D126
 Metric 135° Precision HSS Drill Set - 170 Pieces



S090A
 Soluble Metal Cutting Fluid - 1 Litre



S090
 Soluble Metal Cutting Fluid - 5 Litre



Product Brochure For L565D

S076

Cutting Tool Lubricant Fluid - 500ml



S077

Drilling, Tapping & Cutting Tool Lubricant Spray - 400g



S075

Cutting Tool Lubricant Paste - 200g



S074

Cutting Tool Lubricant Paste - 500g



S091

Soluble Metal Cutting Fluid - 20 Litre



G659

Lathe Leadscrew Cover Kit - Concertina




G660

Lathe Leadscrew Cover Kit




L341

Fitting and Machining Technical Book



L3455

Professional Sheet Metal Fabrication Book



L300

Magnetic Swarf Remover



M9991

Magnetic Floor Sweeper




M800

Rubber Mat - Anti-Fatigue



Product Brochure For L565D

M805
 Rubber Mat - Anti-Fatigue



O000
 SpillFix Universal Organic Absorbent



O043
 Rust & Corrosion Preventive



O042
 General Purpose Lubricant & Corrosion Inhibitor



O040
 Rust & Corrosion Preventive



O044
 Rust & Corrosion Preventive

