

Product Brochure For L606D

Centre Lathe - CL-460

Ø460 x 1000mm Turning Capacity - Ø80mm Spindle Bore
 Includes Digital Readout System, Quick Change Toolpost, Taper Turning Attachment & Auto Slide-way Lubrication

On Sale

Ex GST

Inc GST

\$17,750.00

\$19,525.00

\$16,750.00

\$18,425.00



ORDER CODE:	L606D
MODEL:	CL-460
Swing Over Bed (mm):	460
Distance Between Centres (mm):	1000
Spindle Bore (mm):	80
Swing In Gap (mm):	690
Swing Over Cross-slide (mm):	274
Digital Readout System Fitted:	Yes
Quick Change Toolpost Fitted:	Yes
Leadscrew Covers Fitted:	Yes
Taper Turning Attachment:	Yes
Coolant System:	Yes
Tool Height To Suit (mm):	25
Centre Height (mm):	230
Spindle Nose Size or Type:	D1-8 Camlock
Bed Width (mm):	300
Headstock Spindle Taper (MT):	6
Tailstock Taper (MT):	4
Cross Slide Travel (mm):	285
Compound Slide Travel (mm):	128
Leadscrew Type:	Metric
Metric Cross Feed (X-Axis) (mm/rev):	0.014 - 0.784
Imperial Cross Feed (X-Axis) (inch/rev):	~
Metric Longitudinal Feed (Z-Axis) (mm/rev):	0.031 - 1.70
Imperial Longitudinal Feed (Z-Axis) (inch/rev):	~
Metric Thread Steps & Pitch (No. / mm):	47 (0.1 - 14)
Imperial Thread Steps & TPI (No. / TPI):	60 (2 - 112)
3 Jaw Chuck Diameter (mm):	250
4 Jaw Chuck Diameter (mm):	350
Spindle Steps / Speeds (No. / rpm):	12 (25 - 1860)
Motor Power (kW / hp):	5.5 / 7.5
Voltage / Amperage (V / amp):	415
Nett Weight (kg):	1950



Features

- 2 axis digital readout system
- Quick change toolpost
- Taper turning attachment fitted to saddle
- Automatic lubrication pump oiling slides
- Triple bearings supporting headstock spindle
- Adjustable taper roller bearings providing spindle accuracy
- Precision 'V'-beds & headstock gears are all hardened & ground
- One piece cast iron base increases rigidity
- Overload protection on drive motor and coolant system
- Universal enclosed gearbox incorporating metric & imperial thread capabilities
- Inching button incorporated on the control panel for convenient spindle speed selection
- Foot operated spindle brake with safety cut out switch
- 300mm wide induction hardened heavy duty cast iron bed
- Removable gap bed allowing workpiece to swing up to 690mm
- Chuck guard fitted with safety micro switch
- Powered longitudinal and cross feeds

Product Brochure For L606D

- Adjustable 5 position length-stop mechanism for accurate repetitive operation
- Micro adjustable saddle stop
- Dual calibrated cross feed dial incorporating metric & imperial graduations
- Coolant system with flexible hose enabling operator to manipulate flow direction
- Oil level sight glass for headstock and gearbox
- Low voltage halogen work light
- D1-8 camlock spindle for quick chuck removal
- 12 spindle speeds from 25-1860rpm
- Large 80mm spindle bore
- 5.5kW / 7.5HP 415V main motor

Includes

- 2 axis digital readout system
- Taper turning attachment
- Quick change toolpost
- Auto lubrication pump for slides
- Concertina leadscrew covers
- 250mm 3-jaw chuck with reverse jaws
- 350mm 4-jaw chuck
- 350mm face plate
- Fixed steady with roller bearings
- Travelling steady with brass guides
- Dead centres
- Thread chasing dial
- Foot brake
- Coolant system
- LED Work light
- Rear splash guard
- Spindle reducing bush

Specific Features



2 Axis Digital Readout




Safety Chuck Guard



Headstock Controls



Speed Selections Levers and Feed Levers




Feed Chart



Feed Lever



Automatic Lubrication System



Removable Gap Bedway


Product Brochure For L606D



Cross Feed Dial in Metric Mode



Cross Feed Dial in Imperial Mode



Compound Slide Dial in Metric




Saddle Dial In Metric




LED Worklight and Coolant Hose



LED Worklight Close Up



Fixed Steady with Roller Guides



Travelling Steady with Roller Guides



Tailstock



Tailstock Quill Graduations



Tailstock with Horizontal Adjustment



Tailstock Dial in Metric



Footbrake



80mm Spindle Bore

Product Brochure For L606D

Recommended Accessories

L048
Right Hand Turning Tool Holder

L049
Left Hand Turning Tool Holder

L041
Right Hand Turning Tool Holder

L042
Left Hand Turning Tool Holder



L453
Lathe Turning Tool Kit - 3 piece
Insert Type

L459
Lathe Threading Tool Kit - Insert
Type

L467
Professional Lathe Parting Tool
Kit - Insert Type

L294A
Quick Change Toolpost Holder -
Std



Product Brochure For L606D

C046
 4MT Pipe Centre - 70° Cone



C290
 Heavy Duty Drill Chuck - Keyed Type



C294
 Industrial Drill Chuck - Keyless Type



D454A
 4MT x JT3 Drill Chuck Arbor



D424
 Drill Sleeve - Morse Taper



D422
 Drill Sleeve - Morse Taper



D1272
 Metric 135° Precision HSS Drill Set - 25 Piece



D1282
 Imperial 135° Precision HSS Drill Set - 29 Piece



D126
 Metric 135° Precision HSS Drill Set - 170 Pieces



D119
 Metric 2MT HSS Drill Set



S090A
 Soluble Metal Cutting Fluid - 1 Litre



S090
 Soluble Metal Cutting Fluid - 5 Litre



Product Brochure For L606D

S076

Cutting Tool Lubricant Fluid - 500ml



S077

Drilling, Tapping & Cutting Tool Lubricant Spray - 400g



S075

Cutting Tool Lubricant Paste - 200g



S074

Cutting Tool Lubricant Paste - 500g



S091

Soluble Metal Cutting Fluid - 20 Litre



G660

Lathe Leadscrew Cover Kit



A358

Sky Hook Lifting Device



A358A

Chuck Hook



L300

Magnetic Swarf Remover



M9991

Magnetic Floor Sweeper




M800

Rubber Mat - Anti-Fatigue



M805

Rubber Mat - Anti-Fatigue



Product Brochure For L606D

O000

SpillFix Universal Organic Absorbent



O043

Rust & Corrosion Preventive



O042

General Purpose Lubricant & Corrosion Inhibitor



O040

Rust & Corrosion Preventive



O044

Rust & Corrosion Preventive

