

Product Brochure For L611D

## Centre Lathe - CL-560

Ø560 x 2000mm Turning Capacity - Ø105mm Spindle Bore  
 Includes Digital Readout System, Quick Change Toolpost, Taper Turning Attachment & Auto Slide-way Lubrication

**On Sale**

Ex GST	Inc GST
<b>\$23,950.00</b>	<b>\$26,345.00</b>
<b>\$22,650.00</b>	<b>\$24,915.00</b>



ORDER CODE:	L611D
MODEL:	CL-560
Swing Over Bed (mm):	560
Distance Between Centres (mm):	2000
Spindle Bore (mm):	105
Swing In Gap (mm):	785
Swing Over Cross-slide (mm):	355
Digital Readout System Fitted:	Yes
Quick Change Toolpost Fitted:	Yes
Leadscrew Covers Fitted:	Yes
Taper Turning Attachment:	Yes
Coolant System:	Yes
Tool Height To Suit (mm):	25
Centre Height (mm):	280
Spindle Nose Size or Type:	D1-8 Camlock
Bed Width (mm):	350
Headstock Spindle Taper (MT):	7
Tailstock Taper (MT):	5
Cross Slide Travel (mm):	316
Compound Slide Travel (mm):	130
Leadscrew Type:	Metric
Metric Cross Feed (X-Axis) (mm/rev):	0.020-0.573
Imperial Cross Feed (X-Axis) (inch/rev):	~
Metric Longitudinal Feed (Z-Axis) (mm/rev):	0.059-1.646
Imperial Longitudinal Feed (Z-Axis) (inch/rev):	~
Metric Thread Steps & Pitch (No. / mm):	47 (0.2 - 14)
Imperial Thread Steps & TPI (No. / TPI):	60 (2 - 112)
3 Jaw Chuck Diameter (mm):	320
4 Jaw Chuck Diameter (mm):	400
Spindle Steps / Speeds (No. / rpm):	12 (20 - 1600)
Motor Power (kW / hp):	7.5 / 10
Voltage / Amperage (V / amp):	415
Nett Weight (kg):	3000



### Features

- 2 axis digital readout system
- Quick change toolpost
- Large 105mm spindle bore
- Taper turning attachment fitted to saddle
- Automatic lubrication pump oiling slides
- Triple bearings supporting headstock spindle
- Adjustable taper roller bearings providing spindle accuracy
- Precision 'V'-beds & headstock gears are all hardened & ground
- One piece cast iron base increases rigidity
- Overload protection on drive motor and coolant system
- Universal enclosed gearbox incorporating metric & imperial thread capabilities
- Inching button incorporated on the control panel for convenient spindle speed selection
- Foot operated spindle brake with safety cut out switch
- 350mm wide induction hardened heavy duty cast iron bed
- Removable gap bed allowing workpiece to swing up to 785mm
- Chuck guard fitted with safety micro switch

## Product Brochure For L611D

- Powered longitudinal and cross feeds
- Adjustable 5 position length-stop mechanism for accurate repetitive operation
- Micro adjustable saddle stop
- Dual calibrated cross feed dial incorporating metric & imperial graduations
- Coolant system with flexible hose enabling operator to manipulate flow direction
- Oil level sight glass for headstock and gearbox
- Low voltage halogen work light
- D1-8 camlock spindle for quick chuck removal
- 12 spindle speeds from 20-1600rpm
- 7.5kW / 10HP 415V main motor

### Includes

- 2 axis digital readout system
- Taper turning attachment
- Quick change toolpost
- Auto lubrication pump for slides
- Concertina leadscrew covers
- 320mm 3-jaw chuck with reverse jaws
- 400mm 4-jaw chuck
- 450mm face plate
- Fixed steady with roller bearings
- Travelling steady with brass guides
- Dead centres
- Thread chasing dial
- Foot brake
- Coolant system
- LED Work light
- Rear splash guard
- Spindle reducing bush

### Specific Features



Left View



Right View



2 Axis Digital Readout




Safety Chuck Guard



Head Stock Controls



Speed Selections Levers and Feed Levers



Feed Chart



Feed Levers


Product Brochure For L611D



Automatic Lubrication System



105mm Spindle Bore




Removable Gap Bedway



Hardened and Ground Bed



Taper Turning Attachment



Taper Turning Attachment Rear View



Taper Turning Attachment Close Up



Saddle Front View



Saddle Right View




LED Worklight and Coolant Hose




LED Worklight Close up



Fixed Steady with Roller Guides



Travelling Steady with Roller Guides



Leadscrew Covers



Quick Change Toolpost




Saddle Safety Guard

Product Brochure For L611D



Saddle Safety Guard Shown Open



Compound Slide



5 Position Adjustable Length Stop



Spindle Engagement Lever



Thread Chasing Dial




Compound Angle Slide



Saddle Controls



Saddle Dial



Compound Slide Dial




Cross Feed Dial in Metric Mode



Cross Feed Dial in Imperial Mode



Tailstock




Tailstock Quill Graduations



Tailstock Dial




Tailstock with Horizontal Adjustment



Control Panel

Product Brochure For L611D



Foot Brake



Toolbox Included

**Recommended Accessories**

L048  
 Right Hand Turning Tool Holder

L049  
 Left Hand Turning Tool Holder

L041  
 Right Hand Turning Tool Holder

L042  
 Left Hand Turning Tool Holder



L453  
 Lathe Turning Tool Kit - 3 piece  
 Insert Type

L459  
 Lathe Threading Tool Kit - Insert  
 Type

L467  
 Professional Lathe Parting Tool  
 Kit - Insert Type

C046  
 4MT Pipe Centre - 70° Cone



Product Brochure For L611D

**C290**  
 Heavy Duty Drill Chuck - Keyed Type



**C294**  
 Industrial Drill Chuck - Keyless Type



**D454A**  
 4MT x JT3 Drill Chuck Arbor



**D424**  
 Drill Sleeve - Morse Taper



**D422**  
 Drill Sleeve - Morse Taper



**D1272**  
 Metric 135° Precision HSS Drill Set - 25 Piece



**D1282**  
 Imperial 135° Precision HSS Drill Set - 29 Piece



**D126**  
 Metric 135° Precision HSS Drill Set - 170 Pieces



**D119**  
 Metric 2MT HSS Drill Set



**S090A**  
 Soluble Metal Cutting Fluid - 1 Litre



**S090**  
 Soluble Metal Cutting Fluid - 5 Litre



**S076**  
 Cutting Tool Lubricant Fluid - 500ml



Product Brochure For L611D

S077

Drilling, Tapping & Cutting Tool  
 Lubricant Spray - 400g



S075

Cutting Tool Lubricant Paste -  
 200g




S074

Cutting Tool Lubricant Paste -  
 500g



S091

Soluble Metal Cutting Fluid - 20  
 Litre



G660

Lathe Leadscrew Cover Kit



A358

Sky Hook Lifting Device



A358A

Chuck Hook



L300

Magnetic Swarf Remover



M9991

Magnetic Floor Sweeper




M800

Rubber Mat - Anti-Fatigue



M805

Rubber Mat - Anti-Fatigue



O000

SpillFix Universal Organic  
 Absorbent



Product Brochure For L611D

O043  
 Rust & Corrosion Preventive



O042  
 General Purpose Lubricant & Corrosion Inhibitor



O040  
 Rust & Corrosion Preventive



O044  
 Rust & Corrosion Preventive

