


Product Brochure For L685

Opti-Turn Bench Lathe - Mini - TU-1503V

Ø150 x 300mm Turning Capacity - Ø11mm Spindle Bore
 Electronic Variable Speeds 160 - 3000rpm

On Sale - Limited Stock

Ex GST	Inc GST
\$890.00	\$979.00
\$813.64	\$895.00



OPTIMUM



ORDER CODE:	L685
MODEL:	TU-1503V
Swing Over Bed (mm):	150
Distance Between Centres (mm):	300
Spindle Bore (mm):	11
Swing In Gap (mm):	~
Swing Over Cross-slide (mm):	82
Digital Readout System Fitted:	Optional
Quick Change Toolpost Fitted:	Optional
Leadscrew Covers Fitted:	~
Taper Turning Attachment:	~
Coolant System:	~
Tool Height To Suit (mm):	8
Centre Height (mm):	75
Spindle Nose Size or Type:	Fixed
Bed Width (mm):	70
Headstock Spindle Taper (MT):	1
Tailstock Taper (MT):	1
Cross Slide Travel (mm):	55
Compound Slide Travel (mm):	40
Leadscrew Type:	Metric
Metric Cross Feed (X-Axis) (mm/rev):	~
Imperial Cross Feed (X-Axis) (inch/rev):	~
Metric Longitudinal Feed (Z-Axis) (mm/rev):	0.05 - 0.1
Imperial Longitudinal Feed (Z-Axis) (inch/rev):	~
Metric Thread Steps & Pitch (No. / mm):	8 (0.5 - 1.5)
Imperial Thread Steps & TPI (No. / TPI):	~
3 Jaw Chuck Diameter (mm):	80
4 Jaw Chuck Diameter (mm):	Optional
Spindle Steps / Speeds (No. / rpm):	Variable (160 - 3000)
Motor Power (kW / hp):	0.45 / 0.6
Voltage / Amperage (V / amp):	240 / 10
Nett Weight (kg):	26

Description

Ideal for the model maker machining miniature parts
 Small in size but packed full of features, this miniature lathe could provide the perfect introduction to those wanting to start metal turning for the first time.

The machine is small enough to fit into the corner of the workshop and light enough to be truly portable. The construction is predominantly from cast iron and steel and the capacities, 150mm diameter and 300mm between centres, are surprisingly large for a machine of this overall size.

Features such as the electric variable speed control, manual or powered leadscrew feed and an extensive range of accessories. The lathe comes supplied with 80mm diameter three jaw self-centring chuck, tailstock centre and service tools.

Features

- Electronic infinitely variable speed 160-3000rpm
 - Ribbed prism bed made of grey cast iron
 - Inductively hardened and ground bed guideways
- Spindle nose accuracy 0.015mm


Product Brochure For L685

- 3 Jaw chuck running accuracy 0.05mm
- Forward & reverse spindle direction switch
- Automatic longitudinal feed
- 2 stepped V-belt drive pulley
- Conveniently mounted safety emergency stop switch
- Includes a set of change gears for metric thread cutting
- Cross slide & bed length are designed to fit Optimum DRO scales

Includes

- Change gears for metric thread cutting
- Chuck guard
- Toolpost guard
- Dead Centre
- 3-jaw chuck with reversible jaws
- Swarf tray
- Rear splash guard

Specific Features



Front View

Left View

Rear View

Control Switches




Variable Speed Controls




Engage / Disengage Feed Dial




Chuck Guard




Saddle Left View



Saddle Front View



Saddle Right View




Swivel Compound Slide



Compound Slide Hand Wheel


Product Brochure For L685



Saddle Hand Wheel




Tailstock



Tailstock Hand Wheel



Bed



End View



Parts

Recommended Accessories

L6855
 4 Jaw Independent Lathe Chuck



L6857
 Lathe Steady - Travelling



L6856
 Lathe Steady - Fixed



D695
 3-Axis Optimum Digital Readout Counter - 1µm



Product Brochure For L685

D694
 1500mm Optimum Magnetic Digital Readout Scale



D697
 Optimum Magnetic Digital Readout Reader Head



P235
 Coolant Pump & Tank



L0085
 Carbide Turning Tool Set - 11 piece



D440
 1MT x JT6 Drill Chuck Arbor



C289
 Heavy Duty Drill Chuck - Keyed Type



C299
 Safety Lock Drill Chuck - Keyless Type



L276
 Mini Vertical Mill Slide



D1272
 Metric 135° Precision HSS Drill Set - 25 Piece



D1282
 Imperial 135° Precision HSS Drill Set - 29 Piece



S090A
 Soluble Metal Cutting Fluid - 1 Litre



S090
 Soluble Metal Cutting Fluid - 5 Litre



Product Brochure For L685

S076

Cutting Tool Lubricant Fluid - 500ml



S077

Drilling, Tapping & Cutting Tool Lubricant Spray - 400g



S075

Cutting Tool Lubricant Paste - 200g




S074

Cutting Tool Lubricant Paste - 500g




L341

Fitting and Machining Technical Book



L3455

Professional Sheet Metal Fabrication Book



L300

Magnetic Swarf Remover



M9991

Magnetic Floor Sweeper




M800

Rubber Mat - Anti-Fatigue



M805

Rubber Mat - Anti-Fatigue



O000

SpillFix Universal Organic Absorbent



O043

Rust & Corrosion Preventive



Product Brochure For L685

O042

General Purpose Lubricant & Corrosion Inhibitor



O040

Rust & Corrosion Preventive



O044

Rust & Corrosion Preventive



T773

Industrial Mobile Tooling Cabinet Workstation

