


Product Brochure For L689

Opti-Turn Bench Lathe - TU-2506V

Ø250 x 550mm Turning Capacity - Ø26mm Spindle Bore
 Electronic Variable Speeds 150 - 2500rpm

On Sale

Ex GST	Inc GST
\$2,150.00	\$2,365.00
\$1,990.00	\$2,189.00



OPTIMUM



ORDER CODE:	L689
MODEL:	TU-2506V
Swing Over Bed (mm):	250
Distance Between Centres (mm):	550
Spindle Bore (mm):	26
Swing In Gap (mm):	~
Swing Over Cross-slide (mm):	150
Digital Readout System Fitted:	Optional
Quick Change Toolpost Fitted:	Optional
Leadscrew Covers Fitted:	~
Taper Turning Attachment:	~
Coolant System:	~
Tool Height To Suit (mm):	10
Centre Height (mm):	125
Spindle Nose Size or Type:	Fixed
Bed Width (mm):	135
Headstock Spindle Taper (MT):	4
Tailstock Taper (MT):	2
Cross Slide Travel (mm):	110
Compound Slide Travel (mm):	70
Leadscrew Type:	Metric
Metric Cross Feed (X-Axis) (mm/rev):	~
Imperial Cross Feed (X-Axis) (inch/rev):	~
Metric Longitudinal Feed (Z-Axis) (mm/rev):	0.07 - 0.4
Imperial Longitudinal Feed (Z-Axis) (inch/rev):	~
Metric Thread Steps & Pitch (No. / mm):	21 (0.2 - 4)
Imperial Thread Steps & TPI (No. / TPI):	21 (8 - 56")
3 Jaw Chuck Diameter (mm):	125
4 Jaw Chuck Diameter (mm):	Optional
Spindle Steps / Speeds (No. / rpm):	Variable (150 - 2500)
Motor Power (kW / hp):	1.2 / 1.6
Voltage / Amperage (V / amp):	240 / 10
Nett Weight (kg):	156

Description

This compact lathe of very modern design has many convenient facilities ideal for the enthusiastic model engineer for small component manufacturer. A very rigid induction hardened cast iron bed with ground slideways gives a high level of precision turning. The lathe capacity is 550mm between the centres and 250mm swing over the bed. This model has a 1200W DC high power motor providing smooth running. A standard feature is the full electronic speed control dial with digital read-out display for the spindle speed.

Other very useful features included are longitudinal power feed, quick lock tailstock and both metric and imperial thread cutting, ranging from 8-56 tpi or 0.2-4mm. Also included are a 4-way indexing tool post with 10mm tool shank capacity, fine adjustment on the tailstock for taper turning and the rear splash guard. A 125mm 3-jaw chuck with reverse jaws is also supplied, the headstock spindle being through bored to 26mm diameter. There are many additional options available including a milling head (BF-16AV) or (BF-20AV) to turn this machine into a very capable all round machining centre.

Features

- Electronic infinitely variable speed 150-2500rpm
- Easy to read digital readout speed display
- Ribbed prism bed made of grey cast iron
Inductively hardened and ground bed guideways

Product Brochure For L689

- Spindle nose accuracy 0.009mm
- 3 Jaw chuck running accuracy 0.04mm
- Forward & reverse spindle direction switch
- Automatic longitudinal feed
- Metric & Imperial thread cutting
- Enclosed feed and threading gearbox
- Cross slide & bed length are designed to fit Optimum DRO scales

Includes

- Change gears for metric & Imperial thread cutting
- Chuck guard
- Toolpost guard
- Dead Centre
- 3-jaw chuck with reversible jaws
- Swarf tray
- Rear splash guard

Specific Features



Stand Sold Separately

Shown With Optional Stand



Front View with Optional Stand



Left View with Optional Stand



Safety Chuck Guard



Electronic Variable Speed Dial



Digital Speed Readout



Headstock Controls




Feed and Thread Gearbox




Controls Switches



3 Jaw Chuck




Saddle Left View




Saddle Front View

Product Brochure For L689



Saddle Right View



Toopost and Safety Guard




Cross Feed Hand Wheel



Saddle Hand Wheel



Compound Slide Hand Wheel




Thread Chasing Dial

INDICATOR TABLE		
PITCH mm	P=3mm Mn=1	
	28T	30T
0.5-0.7	2.4.6.8	
1.1.75		
0.8	8	
1.25		4.8
2.5-3		
1.5	2.4.6.8	2.4.6.8
2		8


Thread Chasing Indicator Table



Feed Engagement Lever



Compound Slide



Tailstock




Tailstock Quill



Tailstock Adjustment



Tailstock Quill Hand Wheel



Induction Hardened and Ground Bed



Stand Drawers



Stand Cupboard

Product Brochure For L689



Includes Dead Centres, Chuck Keys & Tools

Recommended Accessories

K147

Opti-Turn Lathe & Mill Drill
 Combination Package Deal



M647

Opti-Mill Head Attachment -
 Geared & Tilting Head



L690

Lathe Stand



L291

Quick Change Toolpost



C232

4 Jaw Independent Lathe Chuck



L6893

Back Plate



L6897

Lathe Steady - Travelling



L6896

Lathe Steady - Fixed



Product Brochure For L689

D695

3-Axis Optimum Digital Readout Counter - 1µm



D694

1500mm Optimum Magnetic Digital Readout Scale



D697

Optimum Magnetic Digital Readout Reader Head



P235

Coolant Pump & Tank



L276

Mini Vertical Mill Slide



L072

HSS Turning Tool Set - 4 piece



L0055

Lathe Turning Tool Kit - 5 piece Insert Type



L012

Right Hand Turning Tool Holder



L0121

Left Hand Turning Tool Holder



L020

Right Hand Boring Bar



C050

2MT Live Centre



C290

Heavy Duty Drill Chuck - Keyed Type



Product Brochure For L689

D442A
2MT x JT3 Drill Chuck Arbor



D1272
Metric 135° Precision HSS Drill Set - 25 Piece



D1282
Imperial 135° Precision HSS Drill Set - 29 Piece



D126
Metric 135° Precision HSS Drill Set - 170 Pieces



S090A
Soluble Metal Cutting Fluid - 1 Litre



S090
Soluble Metal Cutting Fluid - 5 Litre



S076
Cutting Tool Lubricant Fluid - 500ml



S077
Drilling, Tapping & Cutting Tool Lubricant Spray - 400g




S075
Cutting Tool Lubricant Paste - 200g




S074
Cutting Tool Lubricant Paste - 500g



L341
Fitting and Machining Technical Book



L3455
Professional Sheet Metal Fabrication Book



Product Brochure For L689

L300
 Magnetic Swarf Remover




M9991
 Magnetic Floor Sweeper



M800
 Rubber Mat - Anti-Fatigue



M805
 Rubber Mat - Anti-Fatigue



O000
 SpillFix Universal Organic Absorbent



O043
 Rust & Corrosion Preventive



O042
 General Purpose Lubricant & Corrosion Inhibitor



O040
 Rust & Corrosion Preventive



O044
 Rust & Corrosion Preventive

