

Product Brochure For P9011

CNC Plasma Cutting Table - SwiftCut PRO 1250WT

1250 x 1250mm Water Table System
 Hypertherm Powermax65 SYNC - Cuts up to 16mm Mild Steel Plate

On Sale

Ex GST	Inc GST
\$34,900.00	\$38,390.00
\$33,900.00	\$37,290.00



ORDER CODE:	P9011
MODEL:	Swift-Cut PRO 1250WT
Cutting Capacity - Mild Steel (mm):	16
Cutting Table Capacity (mm):	1250 x 1250
Plasma Cutting Unit:	Powermax65 SYNC
Current Output (amp):	20 - 65
Duty Cycle (Typical):	50% @ 65A & 100% @ 46A
Fume Management (Type):	Water Tray System
Cutting Gas (Type):	Air
Plasma Unit Input Voltage (V):	415V
Machine Input voltage:	~
Plasma Unit Input Amperage (amp):	15
Nett Weight (kg):	800



Description

With a 1250 x 1250mm cutting area, the Swift-Cut PRO 1250 is a feature packed plasma cutting table with the ability and power to cut for as long as required. With a robust steel fully welded frame and free standing operators console, making it ideal for workshops, metal fabricators, educational establishments, designers and artists.

With gantry parking to allow a full sheet to be loaded overhead and a dropped rail for ease of loading, not to mention the simple on-going maintenance, the Swift-Cut PRO 1250 really is the answer to all your cutting needs.

SOFTWARE: Standard Version

- Auto Arc voltage capture and regulation to automatically adjust the cut settings to suit varied material characteristics
- Program recovery function automates starting part way through a program
- Sheet Trim function to easily trim off excess skeleton
- G code browser & editor for the novice operator
- G code favourites – user customised
- DXF, DWG & JPEG photo import function
- 3D part Viewer
- Advanced importer with ability to re-export and save the filtered DXF
- 5 user assigned reference points for jigs and fixtures
- Sheet rotation function
- Automatic lead in / out of cut paths
- Dry run capability for testing prior to cutting
- Parametric shapes library with over 80 shapes
- Automatic cutting consumable recommendations based on material and thickness
- Manual nesting of parts
- Team viewer software for remote support

SOFTWARE: Advanced Version (Optional Extra)

- All of the Standard version features
- Automatic nesting parts for economical sheet usage
- Automatic Part in part nesting - Nests parts in scrap areas to fully utilise sheet

HYPERTHERM SYNC™ PLASMA:

The Powermax65 SYNC™ is a next-generation professional grade air plasma cutter that dramatically simplifies system operation for cutting. Features automated system process set-up via advanced RFID-enabled SmartSYNC™ torches and a revolutionary single-piece cartridge consumable that provides trackable utilisation data. The Powermax65 SYNC maximizes productivity through reductions in downtime, optimised cut quality performance and streamlined consumable inventory management.

Product Brochure For P9011

Features

- Fully fabricated and welded steel frame
- Water tray for efficient control of sparks and fumes with removable stainless steel splash guards for side rail protection
- Dropped rails for ease of loading full sheets
- Gantry parking to allow full sheet to be loaded overhead
- Linear guideways for fast accurate motion
- High speed axis motors with closed loop feedback (encoder) for accuracy and reliability
- Dual motor drive Y-axis
- Rack and pinion drive system
- 360 Degree Breakaway head eliminates damage to torch and improves safety
- Laser guide for easy sheet positioning
- Free-Standing Operators Console with LCD TOUCHSCREEN control
- Cut metal up to 25mm thick depending on the Hypertherm Powermax unit selected
- Soft sense Digital Torch-Height Control (DTHC) Quick response for improved cut quantity and improved torch consumable life. This unique touch sensing is so soft and accurate even the thinnest sheet metal will not deflect while sensing.
- Dynamic Cut Control (DCC) is available on all Swiftcut PRO machines, This feature enables Software control of cutting amps and air pressure, Error messages, air pressures and critical data from the plasma unit is displayed on Swiftcut control screen for operator convenience, On the fly arc voltage, air pressure and cutting speed control ensures the highest quality cut at all times. INDUSTRY 1st UNIQUE TO SWIFT-CUT

Optional Accessories

- SwiftMark marker unit - Integrated pneumatic marker. Can be used to automatically mark text, fold lines and centre marks on components prior to profiling to avoid costly second operations. Great for part numbering or serial numbering of parts.
- Advanced upgrade - Swiftcam software upgrade

Specific Features




Pro 1.25m Made In UK



Console



Initial Height Sense



Optional Engraver Shown




Head Gantry



Gantry Safety-Cover



Linear Rail Rack-Side



Side Rail Head

Product Brochure For P9011



083368 65SYNC

Recommended Accessories

P9056
 SwiftCAM Advanced Software Upgrade

P9064
 Swift-Marker Pro 2020

P799
 Plasma Water Table Fluid

C525
 Classic Industrial Series 3 Phase Reciprocating - Pilot Air Compressor



Software solutions for programming plasma cutting machines




C5451
 Refrigerated Compressed Air Dryer

P7870
 Deburring Machine

P8230
 SmartSYNC™ Cartridge Reader

P8231
 SmartSYNC™ Cartridge - FineCut®



Product Brochure For P9011

P8232
 SmartSYNC™ Cartridge - 45A



P8233
 SmartSYNC™ Cartridge - 65A



P8066
 Hypertherm Hand Torch



AP0001
 Air filter element kit -Internal



P8081
 Hypertherm Eliminer Filter -
 Replacement filter element



AP0021
 Hypertherm O-Ring



AP0022
 Hypertherm Contact ring



AP0007
 Hypertherm O-Ring Lube



C4620
 Hypertherm Powermax65®

