

Product Brochure For S1101

Cold Saw - Bench Mounted - S400G

100 x 150mm 90° Rectangle Capacity
 415V - Ø400mm Blade, Dual Speed 21 / 42rpm



On Sale

Ex GST	Inc GST
\$7,636.36	\$8,400.00
\$7,580.00	\$8,338.00

ORDER CODE:	S1101
MODEL:	S400G
Cutting Head Action:	Manual
Operation Type:	45° left, straight 90°, 45° right.
Round Capacity @ 90° / 45° (mm):	140 / 125
Square Capacity @ 90° / 45° (mm):	115 / 105
Rectangle Capacity @ 90° / 45° (WxH) (mm):	100 x 150 / 100 x 110
Blade Size - Diametre. x Bore (Ø) (mm):	400 x 40
Vice Clamping Fixture:	Manual
Coolant System:	Yes
Table Working Height (with Stand) (mm):	968
Blade Speed (rpm):	21 / 42
Motor Power (kW / hp):	2.2 / 3
Voltage / Amperage (V / amp):	415
Nett Weight (kg):	175



Description

Engineered for heavy duty applications, Brobo Group's S315G, S350G & S400G ferrous metal cutting saws are specifically developed for precision cutting of steel profiles, solids and tubes. Their superior performance and reliability ensures a burr-free, milled finish on every cut.

Features

- Quick action mitering
- Mitering locking device stops at 45° left, straight 90° and 45° right
- Fully integrated coolant system provided on all machines
- Spindle and drive unit immersed in oil solution and enclosed within gearbox housing for smooth performance and reduced machine wear
- Every unit is provided with a high speed steel blade for general purpose cutting of ferrous solid and tube profiles
- Saws supplied with facilities for bench mounting onto workbench
- Trigger Switch (DMT) to activate Machine

Includes

- Coolant pump system
- Blade

Optional Accessories

- Dual Arm Single Manual Vice
- Pneumatic Air Vice Clamping
- Roller Conveyor with Steel Rollers
- Conveyor Mounting Brackets LHS & RHS
- Feed Roller Attachments
- Adjustable Conveyor Stands
- Broborule Length Stop Kits

Product Brochure For S1101

CUTTING RANGE	PRODUCT	315G	350G	400G
Specifications are for NEW blades only.	90° 45°	100	118	140
		100	110	125
Cutting dimensions will reduce with re-sharpening of blades	90° 45°	90	105	115
		80	90	105
	90° 45°	80 x 120	85 x 150	100 x 150
		80 x 80	95 x 110	100 x 110

Specific Features



G Model Clamping



Vice Assembly


Recommended Accessories

S100
Vice

S090
Soluble Metal Cutting Fluid - 5 Litre

L812
Roller Conveyor

L814
Roller Conveyor Stand



Product Brochure For S1101

S092
 BROBOLUBE Industrial
 Gearbox Oil



S138
 HSS Cold Saw Blade



S138A
 HSS Cold Saw Blade



S138B
 HSS Cold Saw Blade



S138C
 HSS Cold Saw Blade



S138D
 HSS Cold Saw Blade



S138E
 HSS Cold Saw Blade



S138F
 HSS Cold Saw Blade



S139A
 HSS + COBALT Cold Saw
 Blade



S139B
 HSS + COBALT Cold Saw
 Blade



S139C
 HSS + COBALT Cold Saw
 Blade



S139D
 HSS + COBALT Cold Saw
 Blade



Product Brochure For S1101

S139E
 HSS + COBALT Cold Saw
 Blade



S090A
 Soluble Metal Cutting Fluid - 1
 Litre



S091
 Soluble Metal Cutting Fluid - 20
 Litre



L300
 Magnetic Swarf Remover



M9991
 Magnetic Floor Sweeper



W343
 Roller Stand



W343A
 Roller Stand



W3434
 Roller Stand



W3436
 Roller Stand - V-Type



S093
 Screw Retaining



S094
 Leadscrew Handle / Nut
 Assembly



S096
 Vice Nut - Brass Type



Product Brochure For S1101

S095
 Dowel Pin



S097
 Love Joy Coupling



S097A
 Insert Love Joy



S098A
 Coolant Pump



S098B
 Coolant Pump & Conversion Kit




S099A
 Return Spring Conversion Kit



S099B
 Return Spring




S098
 ON/OFF SWITCH 240V



M800
 Rubber Mat - Anti-Fatigue



M805
 Rubber Mat - Anti-Fatigue



O000
 SpillFix Universal Organic Absorbent



O043
 Rust & Corrosion Preventive



Product Brochure For S1101

O042

General Purpose Lubricant & Corrosion Inhibitor



O040

Rust & Corrosion Preventive




O044

Rust & Corrosion Preventive



S088

HI / LO SWITCH - 2 SPEED 415V



S0052

Dowel Pin

