

Product Brochure For S1102

## Cold Saw - Bench Mounted - S400G

100 x 150mm 90° Rectangle Capacity  
 415V - Ø400mm Blade, Dual Speed 42 / 85rpm



**On Sale**

Ex GST	Inc GST
<del>\$7,636.36</del>	<del>\$8,400.00</del>
<b>\$7,580.00</b>	<b>\$8,338.00</b>

ORDER CODE:	S1102
MODEL:	S400G
Cutting Head Action:	Manual
Operation Type:	45° left, straight 90°, 45° right.
Round Capacity @ 90° / 45° (mm):	140 / 125
Square Capacity @ 90° / 45° (mm):	115 / 105
Rectangle Capacity @ 90° / 45° (WxH) (mm):	100 x 150 / 100 x 110
Blade Size - Diametre. x Bore (Ø) (mm):	400 x 40
Vice Clamping Fixture:	Manual
Coolant System:	Yes
Table Working Height (with Stand) (mm):	968
Blade Speed (rpm):	42 / 85
Motor Power (kW / hp):	2.2 / 3
Voltage / Amperage (V / amp):	415
Nett Weight (kg):	175



### Description

Engineered for heavy duty applications, Brobo Group's S315G, S350G & S400G ferrous metal cutting saws are specifically developed for precision cutting of steel profiles, solids and tubes. Their superior performance and reliability ensures a burr-free, milled finish on every cut.

### Features

- Quick action mitering
- Mitering locking device stops at 45° left, straight 90° and 45° right
- Fully integrated coolant system provided on all machines
- Spindle and drive unit immersed in oil solution and enclosed within gearbox housing for smooth performance and reduced machine wear
- Every unit is provided with a high speed steel blade for general purpose cutting of ferrous solid and tube profiles
- Saws supplied with facilities for bench mounting onto workbench
- Trigger Switch (DMT) to activate Machine

### Includes

- Coolant pump system
- Blade

### Optional Accessories

- Dual Arm Single Manual Vice
- Pneumatic Air Vice Clamping
- Roller Conveyor with Steel Rollers
- Conveyor Mounting Brackets LHS & RHS
- Feed Roller Attachments
- Adjustable Conveyor Stands
- Broborule Length Stop Kits

Product Brochure For S1102

CUTTING RANGE	PRODUCT	315G	350G	400G
Specifications are for <b>NEW</b> blades only.	90° 45°	100	118	140
		100	110	125
Cutting dimensions will reduce with re-sharpening of blades	90° 45°	90	105	115
		80	90	105
	90° 45°	80 x 120	85 x 150	100 x 150
		80 x 80	95 x 110	100 x 110

Specific Features



G Model Clamping



Vice Assembly


Recommended Accessories

S100  
Vice

S090  
Soluble Metal Cutting Fluid - 5 Litre

L812  
Roller Conveyor

L814  
Roller Conveyor Stand



Product Brochure For S1102

**S092**  
 BROBOLUBE Industrial  
 Gearbox Oil



**S138**  
 HSS Cold Saw Blade



**S138A**  
 HSS Cold Saw Blade



**S138B**  
 HSS Cold Saw Blade



**S138C**  
 HSS Cold Saw Blade



**S138D**  
 HSS Cold Saw Blade



**S138E**  
 HSS Cold Saw Blade



**S138F**  
 HSS Cold Saw Blade



**S139A**  
 HSS + COBALT Cold Saw  
 Blade



**S139B**  
 HSS + COBALT Cold Saw  
 Blade



**S139C**  
 HSS + COBALT Cold Saw  
 Blade



**S139D**  
 HSS + COBALT Cold Saw  
 Blade



Product Brochure For S1102

**S139E**  
 HSS + COBALT Cold Saw  
 Blade



**S090A**  
 Soluble Metal Cutting Fluid - 1  
 Litre



**S091**  
 Soluble Metal Cutting Fluid - 20  
 Litre



**L300**  
 Magnetic Swarf Remover



**M9991**  
 Magnetic Floor Sweeper



**W343**  
 Roller Stand



**W343A**  
 Roller Stand



**W3434**  
 Roller Stand



**W3436**  
 Roller Stand - V-Type



**S093**  
 Screw Retaining



**S094**  
 Leadscrew Handle / Nut  
 Assembly



**S096**  
 Vice Nut - Brass Type



Product Brochure For S1102

S095  
Dowel Pin



S097  
Love Joy Coupling



S097A  
Insert Love Joy



S098A  
Coolant Pump



S098B  
Coolant Pump & Conversion Kit




S099A  
Return Spring Conversion Kit



S099B  
Return Spring




S098  
ON/OFF SWITCH 240V



M800  
Rubber Mat - Anti-Fatigue



M805  
Rubber Mat - Anti-Fatigue



O000  
SpillFix Universal Organic Absorbent



O043  
Rust & Corrosion Preventive



Product Brochure For S1102

O042

General Purpose Lubricant & Corrosion Inhibitor



O040

Rust & Corrosion Preventive




O044

Rust & Corrosion Preventive



S088

HI / LO SWITCH - 2 SPEED 415V



S0052

Dowel Pin

