

Product Brochure For S828

## Cold Saw, Includes Stand - CS-315D

110 x 70mm Rectangle Capacity  
 Ø315mm Blade, Dual Speed 22 / 44rpm

**On Sale**

| Ex GST                | Inc GST               |
|-----------------------|-----------------------|
| <del>\$3,290.00</del> | <del>\$3,619.00</del> |
| <b>\$3,050.00</b>     | <b>\$3,355.00</b>     |



|  |                     |
|--|---------------------|
| ORDER CODE:                                | S828                |
| MODEL:                                     | CS-315D             |
| Cutting Head Action:                       | Manual              |
| Operation Type:                            | Swivel - Dual Mitre |
| Round Capacity @ 90° / 45° (mm):           | 100 / 90            |
| Square Capacity @ 90° / 45° (mm):          | 82 / 75             |
| Rectangle Capacity @ 90° / 45° (WxH) (mm): | 110 x 70 / 85 x 70  |
| Blade Size - Diametre. x Bore (Ø) (mm):    | 315 x 32            |
| Vice Clamping Fixture:                     | Manual              |
| Coolant System:                            | Yes                 |
| Table Working Height (with Stand) (mm):    | 980                 |
| Blade Speed (rpm):                         | 22 / 44             |
| Motor Power (kW / hp):                     | 1.5 / 2             |
| Voltage / Amperage (V / amp):              | 415                 |
| Nett Weight (kg):                          | 175                 |



### Description

Manufactured in Taiwan

The Hafco MetalMaster manual cold saw consists of a 315mm circular saw blade that runs at a relatively slow speed in conjunction with a coolant system. These cold saws are designed to cut at 90°, or mitre up to 45° in either left or right side of the material simply by releasing the lever located at front of machine. Each machine comes standard with a very heavy and strong cast iron frame base with a cast dual pivot saw head supported by an industrial swivel base system, which makes a MetalMaster cold saw one of the most rugged machines on the market.

The MetalMaster manual cold saw head is well balanced and uses a long actuating handle giving the operator greater leverage and control to guide the saw blade through the work piece of tubing or pipe etc., with ease and utilises a quality head retraction system for returning the cold saw head to the start position. The vice clamps the work piece on both sides of a cut, which extends blade life because the cut off does not drop into the blade.

### Features

- Rugged cast iron construction offers years of accurate cutting
- Lock at any angle between -45° or +45° mitre in both directions via locking lever
- Degree markings engraved onto swivelling base for quick and accurate mitre cutting
- Dual material clamp system providing burr free cuts on both pieces of material
- Quick action vice clamp lever designed to increase production
- Built in blade coolant pump system with flow control valve
- Oil sight glass located on right side of the gearbox so operator can maintain correct lubrication levels according to specifications provided
- Dead man trigger switch located on cutting handle provides operator safety on/off power control
- Automatic retract safety blade guard covers blade when returned to home position
- Spring assisted head return provides a even balance during cutting operation and reduces operator fatigue
- HSS cutting blade is included for general types of material and thickness

### Includes

- Blade
- Stand
- Coolant system
- Material length stop

Product Brochure For S828


**Specific Features**




Control Panel



Adjustable Cut Length Stop



Swivel Head Degree Scale NEW



Swivel Head Lock Lever



Heavy Duty head Pivot Hinge



Adjustable Vice Jaws



Deadman Trigger Switch



Coolant Pump and Tank



Collant Flow Control Valve



Side View

Product Brochure For S828

**Recommended Accessories**

S092

BROBOLUBE Industrial Gearbox Oil



S158

HSS Cold Saw Blade



S158A

HSS Cold Saw Blade



S158B

HSS Cold Saw Blade



S158C

HSS Cold Saw Blade



S158D

HSS Cold Saw Blade



S158E

HSS Cold Saw Blade



S158J

HSS Cold Saw Blade



Product Brochure For S828

S158K  
 HSS Cold Saw Blade



S158M  
 HSS + COBALT Cold Saw Blade



S158P  
 HSS + COBALT Cold Saw Blade



S158S  
 HSS + COBALT Cold Saw Blade



S158X  
 HSS + COBALT Cold Saw Blade



S090A  
 Soluble Metal Cutting Fluid - 1 Litre



S090  
 Soluble Metal Cutting Fluid - 5 Litre



S076  
 Cutting Tool Lubricant Fluid - 500ml



S077  
 Drilling, Tapping & Cutting Tool Lubricant Spray - 400g



S075  
 Cutting Tool Lubricant Paste - 200g



S074  
 Cutting Tool Lubricant Paste - 500g



S091  
 Soluble Metal Cutting Fluid - 20 Litre



Product Brochure For S828

L300  
 Magnetic Swarf Remover



M9991  
 Magnetic Floor Sweeper



L812  
 Roller Conveyor



L814  
 Roller Conveyor Stand



W343  
 Roller Stand



W343A  
 Roller Stand



W3434  
 Roller Stand




W3436  
 Roller Stand - V-Type



M800  
 Rubber Mat - Anti-Fatigue



M805  
 Rubber Mat - Anti-Fatigue



O000  
 SpillFix Universal Organic Absorbent



O043  
 Rust & Corrosion Preventive



Product Brochure For S828

O042

General Purpose Lubricant & Corrosion Inhibitor



O040

Rust & Corrosion Preventive



O044

Rust & Corrosion Preventive



S812

Coolant Pump

