

Product Brochure For S909G

Hydraulic NC Pressbrake - PB-170B

176T x 3200mm - Includes Light Curtain Safety Guarding
 Estun NC-E21 Control 2-Axis with Ballscrew Backgauge



ORDER CODE:	S909G
MODEL:	PB-170B
Control Unit (Type):	Estun NC-E21
Nominal Pressure - Tonnage (Ton):	176
Nominal Pressure - Kilonewtons (kN):	1600
Length of Work Table (mm):	3200
Distance Between Columns (mm):	2600
Throat Depth (mm):	420
Maximum Open Height (mm):	470
Ram Stroke (mm):	200
Machine Axis (No.):	2
Safety Guarding System (Type):	Light Curtain System
Backgauge Travel (mm):	550
Table Bed Crowning System (Type):	-
Motor Power (kW / hp):	11 / 15
Motor Voltage (V):	415
Floor Space Requirements (L x W x H) (mm):	3900 x 2100 x 2900
Nett Weight (kg):	11100



Description

MetalMaster Quality Pressbrakes feature high durability, and provide precision bending capabilities. The Pressbrake main frames are constructed from rolled, stress relieved solid steel to prevent distortion during the bending process and under extreme continuous loads.

MetalMaster Pressbrakes are produced in a high volume production process and therefore are able to be manufactured cost effectively, resulting in affordable price, representing value for money and quicker return on investment.

Featuring an adjustable synchronised torsion bar with positive stop system ensures consistent and accurate bending beam parallelism tolerance to 0.01mm via the digital Control unit.

All electrical components are of European quality supplied by, Telemecanique, Merlin Gerin and ABB.

Features

- Hydraulic / Mechanical ram, synchronised positive stop design, ram stroke controlled by precision mechanical nut depth stops built into each cylinder. Electronically controlled by Estun NC-E21 Programmable digital control assuring accurate repeatability.
- Parallelism is ensured by torsion bar that can be easily adjusted by clutch system.
- Estun NC-E21 programmable digital control stores up to 40 unique programs with 25 automatic progressive bending steps in each individual program, assuring production accuracy & repeatability every time.
- Estun NC-E21 programmable hardened ballscrew backgauge system, simply enter the desired measurement into the controller and press go, the backgauge then will move quickly into the position you have requested. The superior hardened ballscrew system eliminates any backlash that leadscrew type machines produce.
- Segmented heavy duty 86° offset top punch is segmented for return bend clearance, complete with European style quick release punch holder with an adjustable wedge clamping system for crowning. Intermediate clamp has safety key to stop punch dropping.
- Multi vee ('V') bottom die is made from one 3200mm solid die block design to handle heavy plate, safety edge vee ('V') is incorporated in bottom die block.
- Conveniently mounted control box on pendant for quick swivel and adjustments.
- Mono-block steel frame design, welded then machined to ensure minimal bed deflection under load
- Enclosed rear gate with micro safety switches complete with sliding rear door for easy access.
- European Style Intermediate clamping system, allowing operator to change position of tooling to suit multiple requirements on complex applications. This feature ensures minimum down time, more productivity and results in reduced cost per finished product.
- Sliding steel fabricated sheet supports enabling a wide range of material sizes to be aligned and supported at the correct required height. This feature is achieved with a "T" slot machined down the total length of the die bed sheet supports are also adjustable vertically to assist in supporting material with return bends already folded.
- Adjustable sliding blocks control the machines beam to provide desirable open height distance to the (slow speed) mute bending point. Operator adjustable locking knobs for quick adjustment, enables accurate repeatability and increased productivity.

Product Brochure For S909G

- Metal safety guarding surrounding the machine with rear sliding door fitted and micro switch ensuring operator safety. Clear access panels placed at each end of machine allows the operator to clearly view tooling and work piece during bending operation. MetalMaster specially design gates to suit Australian safety requirements.
 - Hydraulic MPA pressure gauge mounted on right side of support frame with quick adjusting pressure control knob allowing operator to accurately set the pressure required for different material thickness, incorporating with hydraulic overload protection.
 - Welded steel fabricated synchronised torsion bar horizontally supporting main bending beam to provide consistent parallelism that also can be adjusted for taper correction.
 - The vertical supporting slides are treated to provide greater wear resistance and increased accuracy.
 - Reinforced side frames providing addition support strength to machine throat
 - Includes safety control guarding system with light curtains fitted
 - Mild steel capacity is rated on hot rolled material with 250MPA
- Pre-Commissioning:
 1. Pressbrake is run & tested prior delivery
 2. Hydraulic oil is included with machine

Includes

- Operated by ESTUN NC- E21 control mounted on a swivel pendant for optimal ergonomics
- LED superior bright work lights provides clearer view to workpiece
- Sliding front sheet support arms
- Emergency stop buttons conveniently located on control panel and foot control
- Mobile dual operation foot control
- 86 Degree Top Punch with Segments (3x800, 1x365, 1x200, 1x100, 1x50, 1x40, 1x20, 1x15, 1x10)
- Top tooling tool intermediate holder system with wedge type adjustment
- Multi V bottom die block 130 x 130mm with a range of V's between 8mm~100mm
- Premium linear way side mount ballscrew backgauge with 550mm travel
- Metal constructed safety guarding surrounding machine with clear side viewing panels
- Integrated hydraulic system allowing rapid approach switching automatically to slow bend
- Includes safety control guarding system with light curtains fitted


Specific Features



Product Brochure For S909G



Adjustable and Sliding Front Sheet Supports



Top-Bottom Tooling



Estun NC E21 Control Back Gauge




Mobile Foot Control



Mobile Foot Control Top Buttons



Fine Adjustment Beam Positioning



Adjustable Top Tool Taper Wedge System



Adjustable Pressure Control



Fine Adjust Back Gauge

PRESS BRAKE LUBRICATION CHART

WE RECOMMEND CALTEX EQUIPMENT OIL EQUIVALENTS

ZONE	COMPONENT	TYPE	GRADE	LUBRICANT
1	HOORN ROLLERS (LEFT & RIGHT)	40 WRS	40 WRS	CALTEX TRACTOZY 1
2	TORSION BAR (LEFT & RIGHT)	40 WRS	40 WRS	CALTEX TRACTOZY 2
3	BACK GAUGE (LEFT & RIGHT)	40 WRS	40 WRS	CALTEX TRACTOZY 2
4	TOUCH OFF (LEFT & RIGHT)	40 WRS	40 WRS	CALTEX TRACTOZY 2
5	TOUCH OFF (LEFT & RIGHT)	40 WRS	40 WRS	CALTEX TRACTOZY 2
6	PACKAGE CASE (LEFT & RIGHT)	34 WRS	34 WRS	CALTEX TRACTOZY 2
7	PACKAGE CASE (LEFT & RIGHT)	34 WRS	34 WRS	CALTEX TRACTOZY 2

MAIN HYDRAULIC SYSTEM TANK: CALTEX PARADO HD-68

Lubrication Chart



Synchronised Torsion Bar

PRESS BRAKE CALCULATION CHART

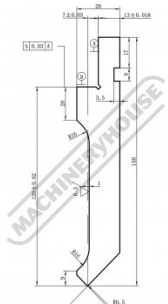
V	1	2	3	4	5	6	7	8	9	10	11	12	13	14
1	1.0	1.0	1.0	1.0	1.0	1.0	1.0	1.0	1.0	1.0	1.0	1.0	1.0	1.0
2	1.0	1.0	1.0	1.0	1.0	1.0	1.0	1.0	1.0	1.0	1.0	1.0	1.0	1.0
3	1.0	1.0	1.0	1.0	1.0	1.0	1.0	1.0	1.0	1.0	1.0	1.0	1.0	1.0
4	1.0	1.0	1.0	1.0	1.0	1.0	1.0	1.0	1.0	1.0	1.0	1.0	1.0	1.0
5	1.0	1.0	1.0	1.0	1.0	1.0	1.0	1.0	1.0	1.0	1.0	1.0	1.0	1.0
6	1.0	1.0	1.0	1.0	1.0	1.0	1.0	1.0	1.0	1.0	1.0	1.0	1.0	1.0
7	1.0	1.0	1.0	1.0	1.0	1.0	1.0	1.0	1.0	1.0	1.0	1.0	1.0	1.0
8	1.0	1.0	1.0	1.0	1.0	1.0	1.0	1.0	1.0	1.0	1.0	1.0	1.0	1.0
9	1.0	1.0	1.0	1.0	1.0	1.0	1.0	1.0	1.0	1.0	1.0	1.0	1.0	1.0
10	1.0	1.0	1.0	1.0	1.0	1.0	1.0	1.0	1.0	1.0	1.0	1.0	1.0	1.0
11	1.0	1.0	1.0	1.0	1.0	1.0	1.0	1.0	1.0	1.0	1.0	1.0	1.0	1.0
12	1.0	1.0	1.0	1.0	1.0	1.0	1.0	1.0	1.0	1.0	1.0	1.0	1.0	1.0
13	1.0	1.0	1.0	1.0	1.0	1.0	1.0	1.0	1.0	1.0	1.0	1.0	1.0	1.0
14	1.0	1.0	1.0	1.0	1.0	1.0	1.0	1.0	1.0	1.0	1.0	1.0	1.0	1.0

LOAD UP THE CHART: ROLLING OR BOTTOM
 The calculation formula and number of the chart
 will be the calculation of the maximum
 bending force of the press brake.
 The chart is divided into two parts:
 1. BENDING FORCE (KN) (TONS)
 2. BENDING FORCE (KN) (TONS) (WITH SHEAR)
 When the bending force is calculated, the
 maximum bending force of the press
 brake will be known. The maximum
 bending force of the press brake will
 be known. The maximum bending force
 of the press brake will be known.

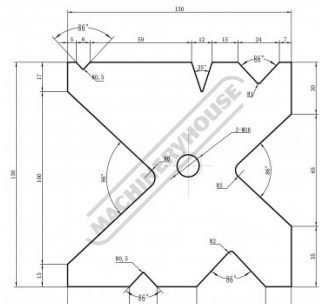
CALCULATION EQUATION:
 $F = 550 \frac{L^2}{V} (KN) \text{ OR } 550 \frac{L^2}{V} (TONS)$

F - PRESSURE (L=1m) (KN OR TONS)
 S - THICKNESS OF PLATE TO BE PRESSED (mm)
 L - LENGTH OF THE PLATE TO BE PRESSED (m)
 V - OPEN WIDTH OF BOTTOM DIE (mm)

Tonnage Calculation Chart



Segmented Top Punch



One Piece 4 Sided Die



Shown with Optional Ball Transfer Tables - Order Code (L840)

Product Brochure For S909G

Recommended Accessories

S988
 Quick Action Intermediate
 Clamps



S991S
 86° Top Punch Pressbrake
 Tooling - Segmented



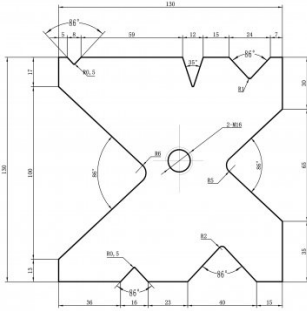
S991
 86° Top Punch Pressbrake
 Tooling



S991F
 86° Top Punch Pressbrake
 Tooling



S994
 130mm Die Block Pressbrake
 Tooling



S990S
 35° Top Punch Pressbrake
 Tooling - Segmented



S990
 35° Top Punch Pressbrake
 Tooling



S990F
 35° Top Punch Pressbrake
 Tooling




Product Brochure For S909G

S996
 15° Top Punch Pressbrake Tooling




S996A
 60mm Die Block Pressbrake Tooling



S996B
 60mm Die Rail Pressbrake Tooling



Q200
 Combination Set



Q200A
 Combination Set




Q201
 Universal Bevel Protractor



Q2105
 Digital Height Gauge



M970
 Digital Angle Rule



M972
 Digital Angle Rule




M974
 Digital Angle Rule



M800
 Rubber Mat - Anti-Fatigue



M805
 Rubber Mat - Anti-Fatigue



Product Brochure For S909G

O000
 SpillFix Universal Organic
 Absorbent



O043
 Rust & Corrosion Preventive



O042
 General Purpose Lubricant &
 Corrosion Inhibitor



O040
 Rust & Corrosion Preventive



O044
 Rust & Corrosion Preventive



O004
 Superdraulic ISO 46 Hi Temp
 Hydraulic Oil

