

Product Brochure For S912F

Hydraulic CNC Pressbrake - PB-200B

220T x 4000mm

CNC Fasfold 202 Control 2-Axis with Hardened Ballscrew Backgauge,
 Table Crowning & Foldsafe Safety Guarding System



ORDER CODE:	S912F
MODEL:	PB-200B
Control Unit (Type):	CNC FASFOLD 202
Nominal Pressure - Tonnage (Ton):	220
Nominal Pressure - Kilonewtons (kN):	2000
Length of Work Table (mm):	4000
Distance Between Columns (mm):	3200
Throat Depth (mm):	420
Maximum Open Height (mm):	450
Ram Stroke (mm):	200
Machine Axis (No.):	2
Safety Guarding System (Type):	Light Curtain System
Backgauge Travel (mm):	550
Table Bed Crowning System (Type):	Mechanical Crowning System
Motor Power (kW / hp):	15 / 20
Motor Voltage (V):	415
Floor Space Requirements (L x W x H) (mm):	4700 x 2300 x 3000
Nett Weight (kg):	16500



Description

Whether you are a production or a jobbing shop, Fasfold saves you lots of setup time. If you do one off, quickly draw your profile up in quickdraw

Hafco MetalMaster Pressbrakes are manufactured for a worldwide market, they are used and accepted from first time user's right through to established manufacturers.

MetalMaster Quality Pressbrakes feature high durability, and provide precision bending capabilities. The Pressbrake main frames are constructed from rolled, stress relieved solid steel to prevent distortion during the bending process and under extreme continuous loads.

MetalMaster Pressbrakes are produced in a high volume production process and therefore are able to be manufactured cost effectively, resulting in affordable price, representing value for money and quicker return on investment.

Featuring an adjustable synchronised torsion bar with positive stop system ensures consistent and accurate bending beam parallelism tolerance to 0.01mm via the digital Control unit.

All electrical components are of European quality supplied by, Telemecanique, Merlin Gerin and ABB.

Features

- Fasfold 202 Pressbrake control Australian made and designed to maximise performance & increased production that leads to increased profits, so whether you are a production or a jobbing shop, Fasfold saves you lots of setup time. If you do one off, quickly draw your profile up in quickdraw.
- Multi touch screen colour graphics on wide 19" screen with smart phone style 2 finger zoom, pan, rotate and page flicking
- QuickDraw programming by hand on Touch screen.
- Free-Hand editing on profile as opposed to data block editing
- Self paced, individualised On-screen tutorials
- Automatic under-/over-Fold compensation
- True Bend allowance on backstop (K factor)
- Dynamic Graphical Diagnostic
- 3D & 2D operation included as standard
- Free off-line programming from office
- Speed monitoring and stopping distance monitoring ensuring a safer pressbrake
- Uses a 3rd axis called the beam axis which allows for variable beam openings to increase production cycle time
- History Record function for diagnostic and training purposes by Help Desk
- Plug & Play for Self Installers Fasfolds on-board Commissioning Manager does most of the Commissioning and Calibration Automatically.

Product Brochure For S912F

- Can be fitted to most Pressbrakes
- Suits synchro machines with proportional valves & torsion bars systems
- Step 1. QUICKDRAW: How easy is this!.....
- Simply touch the corners on the grid to draw the box to the left Press OK to return to the main screen
- Step 2. Simply touch on the dimension or angle of the profile in the middle to edit the value on the pop-up keypad
- Step 3. How good is this!..... See the profile on the left for easy editing..... and the folding simulation on the right!
- View the actual folding sequence simulation on the graphic of a Press Brake as you fold in real time or animation mode
- Change folds from front to rear to optimise production
- Step through the whole sequence without wasting time or material
- This can be done on the Press or off-line in the office (For quotes on new jobs: This process can be used in minutes to assist in doing new quotes accurately)
- Touch the "Automatic fold sequence" button or set the fold sequence manually simply by entering the sequence (1 2 8 7 6 5 3 4 for the example on the left)
- Step 4. Enter material thickness and width
- Step 5. Select the right tool and Die from the library and start production:
- EASY JOB SELECTION
- Select existing jobs from the library
- Give the job a name and save for future use. A virtually unlimited number of jobs can be saved
- Jobs open with all relevant data like bend sequence, material thickness, right Tool, Die & V, angle corrections, which bends was done from front or rear etc. This saves lots of setup time
- Jobs can be downloaded from the office
- Jobs can be linked to fold boxes easily
- Each operator can have his own password with his own job library
- Online help - simply touch the HELP button, then any topic for an explanation
- Online help - simply touch the HELP button, then any topic for an explanation
- Cad import - import files from AutoCad, SolidEdge, SolidWorks etc.
- Box Mode - Hand draws a box quick and easily folds in one continuous process.
- Powerful diagnostics which can be done very easily. Any device on the Press whether it is a switch, solenoid valve, motor or encoder is represented on this screen either as green or red. If you step on the foot switch for example, it changes colour. Within minutes all devices can be tested and any faults found
- Hydraulic / Mechanical ram, synchronised positive stop design, ram stroke controlled by precision mechanical nut depth stops built into each cylinder. Electronically controlled by CNC FASFOLD Programmable control assuring accurate repeatability.
- Parallelism is ensured by torsion bar that can be easily adjusted by clutch system.
- CNC FASFOLD 202 programmable hardened ballscrew backgauge with adjustable height finger stops.
- Segmented heavy duty 86° offset top punch is segmented for return bend clearance and incorporates a safety key to stop punch dropping.
- Multi vee ('V') bottom die is made from one 4000mm solid die block design to handle heavy plate, safety edge vee ('V') is incorporated in bottom die block.
- Manual crowning system allows operator to adjust table bed to correct the deflection than can occur towards the centre of the pressbrake
- Conveniently mounted control box on pendant for quick swivel and adjustments.
- Mono-block steel frame design, welded then machined to ensure minimal bed deflection under load
- Enclosed rear gate with micro safety switches complete with sliding rear door for easy access.
- Sliding steel fabricated sheet supports enabling a wide range of material sizes to be aligned and supported at the correct required height. This feature is achieved with a "T" slot machined down the total length of the die bed; sheet supports are also adjustable vertically to assist in supporting material with return bends already folded.
- Adjustable sliding blocks control the machines beam to provide desirable open height distance to the (slow speed) mute bending point. Operator adjustable locking knobs for quick adjustment, enables accurate repeatability and increased productivity.
- Metal safety guarding surrounding the machine with rear sliding door fitted and micro switch ensuring operator safety. Clear access panels placed at each end of machine allows the operator to clearly view tooling and work piece during bending operation. MetalMaster specially design gates to suit Australian safety requirements.
- Hydraulic MPA pressure gauge mounted on right side of support frame with quick adjusting pressure control knob allowing operator to accurately set the pressure required for different material thickness, incorporating with hydraulic overload protection.
- Welded steel fabricated synchronised torsion bar horizontally supporting main bending beam to provide consistent parallelism that also can be adjusted for taper correction.
- The vertical supporting slides are treated to provide greater wear resistance and increased accuracy.
- Reinforced side frames providing addition support strength to machine throat
- Australian made Foldsafe closed loop safety control system with European light curtains that continuously monitors machine performance, beam speed, stopping time etc.
- Mild steel capacity is rated on hot rolled material with 250MPA
- Pre-Commissioning:
 1. Pressbrake is run & tested prior delivery
 2. Hydraulic oil is included with machine

Includes

- Swivel pendant control unit operated by CNC FASFOLD 202 control
- Australian made Foldsafe safety control system with European light curtains
- LED superior bright work lights provides clearer view to workpiece
- Sliding front sheet support arms
- Emergency stop buttons conveniently located on control panel and foot control
- Manual bed crowning system


Product Brochure For S912F

- Mobile dual operation foot control
- Segmented 86° offset top tooling
- Top tooling tool intermediate holder system with wedge type adjustment
- Solid one piece four way multi vee (V) die block
- Powered hardened ballscrew backgauge with 550mm travel, operated by CNC FASFOLD 202 control
- Oil tank level indicator
- Metal constructed safety guarding surrounding machine with clear side viewing panels
- Integrated hydraulic system allowing rapid approach switching automatically to slow bend

Specific Features



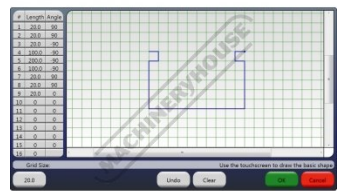
Right View



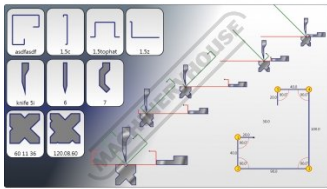
FASFOLD Controller



Edit Page



Quickdraw



Simulation View



Existing Job Library



Top Punch Selected



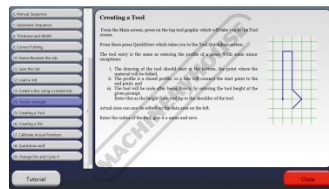
Top Punch Library



Die Block Selected



Die Block Library



Creating Tools



Diagnostics View

Product Brochure For S912F



Foldsafe Safety Guard System



Foldsafe Control Box



Foldsafe Control Panel



Safety Guarding



Safety Guarding 2



Safety Guarding Left Side



Safety Guarding Close Up Bottom



Safety Guarding Close Up Top



Adjustable Travel Limit Control



Intermediate Clamps



Adjustable Top Tool Taper Wedge System



Tooling Clamps



Tooling Clamps Via Screws



Top and Bottom Tooling



Table Crowning Adjustment via Bolts



Table Crowning Adjustment Bolts

Product Brochure For S912F

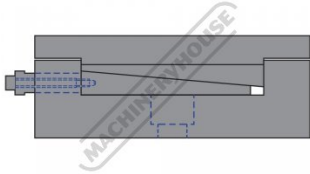



Table Bed Crowning



Enclosed Rear Safety Guarding




Fasfold 202 Control Ballscrew Backgauge



Fasfold 202 Control Ballscrew Backgauge 2




Fasfold 202 Control Ballscrew Backgauge 3



Motorised Backgauge



Backgauge Material Stops




Torsion Bar



Adjusting Bottom Stroke Dead Stop Motor



Sheet Supports




Sheet Supports Close Up



Fine Adjust Backgauge



Adjustable Pressure Gauge



Rear Doors Safety Micro Switch

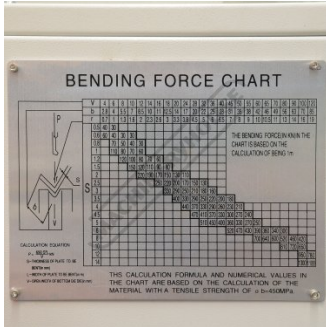


Mobile Foot Control




Mobile Control Panel

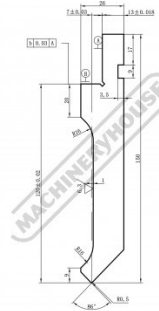
Product Brochure For S912F



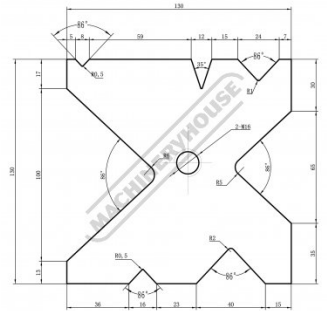
Bending Force Chart



Lubrication Chart



Segmented Top Punch



One Piece 4 Sided Die



Shown with Optional Ball Transfer Tables

Recommended Accessories

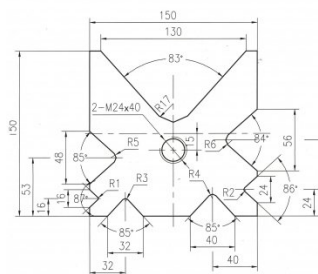
S991F
 86° Top Punch Pressbrake Tooling



S991
 86° Top Punch Pressbrake Tooling



S995
 150mm Die Block Pressbrake Tooling




Q200
 Combination Set



Product Brochure For S912F

Q200A
Combination Set




Q201
Universal Bevel Protractor



Q2105
Digital Height Gauge



M970
Digital Angle Rule



M972
Digital Angle Rule




M974
Digital Angle Rule



M800
Rubber Mat - Anti-Fatigue



M805
Rubber Mat - Anti-Fatigue



O000
SpillFix Universal Organic Absorbent



O043
Rust & Corrosion Preventive



O042
General Purpose Lubricant & Corrosion Inhibitor



O040
Rust & Corrosion Preventive



Product Brochure For S912F

O044

Rust & Corrosion Preventive



O004

Superdraulic ISO 46 Hi Temp Hydraulic Oil

