

Product Brochure For S915

## Hydraulic NC Swing Beam Guillotine - SG-2504E

2500 x 4mm Mild Steel Shearing Capacity

1-Axis Estun E21S Control Backgauge System - 750mm Travel



ORDER CODE:	S915
MODEL:	SG-2504E
Shearing Capacity - Mild Steel (mm):	4
Shearing Capacity - Stainless Steel (mm):	2.5
Shearing Length (mm):	2500
NC Control (Type):	Estun E21S
Backgauge (Type):	Leadscrew
Backgauge Travel (mm):	750
Pneumatic Sheet Supports:	~
Quick Action Blade Clearance Adjustment:	Yes
Strokes / min (SPM):	20
Blade Angle (deg):	1° 30
Throat Depth (mm):	100
Motor Power (kW / hp):	5.5 / 7.5
Voltage / Amperage (V / amp):	415
Floor Space Requirements (L x W x H) (mm):	3180 x 2300 x 1720
Nett Weight (kg):	3400



### Description

MetalMaster Quality Guillotines feature high durability, and provide precision shearing capabilities, The Guillotine main frames are constructed from rolled, stress relieved solid steel to prevent distortion during the shearing process and under extreme continuous loads.

MetalMaster Guillotines are produced in high volume production process and therefore are able to be manufactured cost effectively, resulting in affordable price, representing value for money and quicker return on investment.

This heavy duty over driven style, fixed rake guillotine has been developed for shearing material from mild steel through to stainless steel due to the specially designed shearing blades with characteristics of 1. High resistance to wear, 2. High resistance to corrosion, 3. High resistance to impact & 4. High tensile strength.

All electrical components are of European quality supplied by, Schneider

Rexroth hydraulic control valves.

### Features

- Estun E21S programmable digital control stores up to 40 unique programs with 25 automatic progressive cutting steps in each individual program, assuring production accuracy & repeatability every time
- Estun E21S programmable control system provides up to 750mm travel via leadscrew backgauge, simply enter the desired measurement into the controller and press go, the backgauge then will move quickly into the position you have requested
- Blade gap adjusting dial mounted on side of machine for convenient and accurate alteration for all your material thickness from 0.5 - 4mm. This dial is designed so that a straightforward rotation clock or anti clockwise to achieve desired plate thickness. Measurement on dial indicates and refers to actual blade gap distance in millimetres
- Hydraulic individual sheet material clamping system with nylon inserts to protect material from indentation from the clamping cylinders along full length of machine.
- Transfer balls inserted into work table allowing material to be easily moved to the cut position and squaring arm.
- Top shearing blade made from 6CrW2Si quality composite and has two (2) cutting edges allowing minimised down time in blade rotation.
- Bottom shearing blade made from 6CrW2Si quality composite and has four (4) cutting edges allowing minimised down time in blade rotation.
- The core structure of the steel main frame has been electronically welded ensuring maximum penetration during the manufacturing process. In addition to this feature the cutting beam has been stress relieved eliminating any distortion after manufacturing.
- LED shadow line lighting has been incorporated into the machine frame providing a clear cutting line on the work piece and enabling scribed or marked material to be cut with simplicity as required.
- Heavy duty squaring arm is fitted with a graduated rule and adjustable flip up front stops and mitre guide allowing operator to cut to the required size from the front of machine. Flip over stops can be set to repeat cutting length required with accuracy. The arm also aligns the

## Product Brochure For S915

- material to be located square to the cutting edge.
- Safety three photo electric rear guards fitted to steel side gates ensuring that the machine will be disabled when person enters rear of machine when in use
- Safety reset button for guarding system located at rear of machine, this feature requires operator to walk to rear of machine to visually check for any obstruction prior to resetting & starting machine
- Mild steel capacity is rated on hot rolled material with 250MPA
- Pre-Commissioning:
  1. Guillotine is run & tested prior delivery
  2. Hydraulic oil is included with machine

### Includes

- Heavy duty over driven machine construction
- Rapid blade gap adjustment
- Emergency stops fitted on both ends of machine for additional safety
- Individual hydraulic hold downs with nylon pads
- 100mm throat enables shearing of longer material than 2500mm
- Shadow line lighting allows operator to quickly see the cut line
- 750mm Estun E21S programmable control via leadscrew backgauge with fine adjustment
- 1250mm long aluminium front sheet supports to help protect material from scratching
- Swing away backgauge function for cutting long sheets
- 4 edge quality 6CrW2Si blades suitable for stainless steel
- Rexroth hydraulic control valves
- Schneider electrical components
- Transfer balls on table & support arms
- Heavy duty support arms and squaring arms
- Stroke counter and short stroke adjustment
- Sliding chute fitted, easily allowing operator to retrieve cut pieces
- Three safety photo electric light beams on rear guarding

### Specific Features



Right View


Front View

Rear View

Estun E21S Control




Squaring Arm



Material Transfer Balls On The Table



Blade Clearance Adjustment Lever



Blade Clearance Adjustment Mechanism

Product Brochure For S915



NC Leadscrew Backgauge System



NC Leadscrew Backgauge




3 x Rear Light Sensor Guarding System



Safety Omron E3ZS Rear Light Sensor Guarding




Foot Control



Lubrication Points-Blade Adjustment Diagram



Adjustable Blade Beam Return Pressure



Return Tank Pressure Gauge



Temperature Gauge



Valve



Backgauge Limit Trip Switches



Rear Guard Rest Button



Main Power Switch



Emergency Stop



Lifting Point



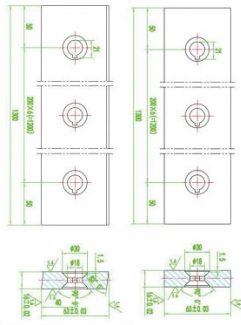
Shown with Optional Ball Transfer Tables

Product Brochure For S915

**Recommended Accessories**


S9990

2540mm Sheet Metal Guillotine  
 Blade Set - 6CrW2Si



M805

Rubber Mat - Anti-Fatigue



O000

SpillFix Universal Organic  
 Absorbent



O043

Rust & Corrosion Preventive



O042

General Purpose Lubricant &  
 Corrosion Inhibitor



O040

Rust & Corrosion Preventive



O044

Rust & Corrosion Preventive



O004

Superdualic ISO 46 Hi Temp  
 Hydraulic Oil

