

Product Brochure For S9371

Hydraulic Swing Beam Guillotine - Premium - HG-2506E

2500 x 6mm Mild Steel Shearing Capacity
 Estun E21S control & hardened ballscrew backgauge

On Sale - Back In Stock Soon

Ex GST

Inc GST

\$21,450.00

\$23,595.00

\$19,950.00

\$21,945.00



ORDER CODE:	S9371
MODEL:	HG-2506E
Shearing Capacity - Mild Steel (mm):	6
Shearing Capacity - Stainless Steel (mm):	4
Shearing Length (mm):	2500
NC Control (Type):	Estun E21S
Backgauge (Type):	Ballscrew
Backgauge Travel (mm):	1000
Pneumatic Sheet Supports:	~
Quick Action Blade Clearance Adjustment:	Yes
Strokes / min (SPM):	20
Blade Angle (deg):	1° 30
Throat Depth (mm):	130
Motor Power (kW / hp):	7.5 / 10
Voltage / Amperage (V / amp):	415
Floor Space Requirements (L x W x H) (mm):	3300 x 3400 x 1800
Nett Weight (kg):	4700

METALMASTER



Description

METALMASTER Quality Guillotines provide precision shearing capabilities, The Guillotine frames are constructed from rolled, stress relieved solid steel to prevent distortion during the shearing process under extreme continuous loads.

METALMASTER Guillotines are produced in a quality controlled production environment and therefore are able to be manufactured cost effectively, resulting in affordable pricing, representing value for money and a quicker return on investment.

The heavy duty swing beam design features a fixed rake blade specifically developed for shearing material from mild steel through to stainless steel. The blades are made from high tensile tool steel and also provide high resistance to Impact, wear & corrosion.

Features

- Estun E21S controller stores up to 40 unique programs with 25 automatic progressive cutting steps in each individual program, assuring production accuracy & repeatability every time
- Hardened ballscrew backgauge system, simply enter the desired measurement into the Estun E21S controller and press go, the backgauge then will move quickly into the position you have requested. The superior hardened ballscrew system eliminates any backlash that leadscrew type machines produce
- Rapid blade gap adjustment ensuring quick & accurate alteration of blade gap between material changes.
- Automated hydraulic material clamping system designed with individual hold downs along the length of the machine, The individual hold downs are fitted with nylon inserts to protect the material from indentation when clamping.
- Control unit mounted on swivel pendant arm enabling operator easy access, this is very useful when machine is loaded with full length of material.
- Transfer balls inserted into work table allowing larger sheets to be easily positioned to the cut position and squaring arm.
- Top shearing blade has two (2) cutting edges allowing blade rotation.
- Bottom shearing blade has four (4) cutting edges allowing multiple blade rotations.
- The entire steel plate structure of the main frame has been specially prepared to ensure maximum penetration during the welding process. In addition to this the cutting beam has been stress relieved eliminating any distortion after manufacturing.
- Shadow line lighting has been incorporated into the machine frame providing a clear cutting line on the work piece and enabling scribed or marked material to be cut with simplicity as required.
- A heavy duty squaring arm fitted with a graduated rule allows the operator to quickly cut the required size from the front of machine. The squaring arm also assists to align the material square to the cutting blades.
- The Flip up stop & Mitre gauge on the squaring arm can be set to cut angles and repeat the cutting accurately
- Sliding rear material chute so scrap material does not build up in the rear of the machine.
- A safety system with photo electric rear guards are fitted to the rear steel side gates ensuring that the machine will be disabled if a person enters rear of machine when in use.
- Mild steel capacity is rated on hot rolled material with 250MPA

Product Brochure For S9371

- Pre-Commissioning:
 1. Guillotine is run & tested prior delivery
 2. Hydraulic oil is included with machine

Includes

- Estun E21S Controller on swivel pendant for easy access
- Mobile foot pedal for "hands free operation"
- Single point rapid blade gap adjustment
- High quality 6CrW2Si blades suitable for cutting stainless steel
- Hardened ballscrew backgauge with 1000mm travel
- Automatic backgauge retract function during cutting
- Individual hydraulic clamp hold downs with nylon pads
- LED Shadow line lighting
- Hi visibility finger guard
- Heavy duty squaring arm with flip-up stop & Mitre gauge
- Transfer balls on table
- Stroke counter and short stroke adjustment
- Sliding material chute, easily allowing operator to retrieve cut pieces
- Safety light curtains on rear guarding
- Compliant AS/NZS 4024.1 – 2019 Safety of Machinery Series

Specific Features



Pendant type control unit



Estun E21S controller



Hi visibility finger safety guard



Hydraulic material hold downs



Material transfer balls



Heavy duty squaring arm



Flip over material stop



Adjustable and sliding mitre guide

Product Brochure For S9371



Blade clearance adjustment lever



Dual pedal foot control



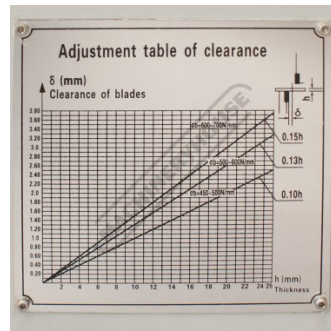
1000mm Ballscrew back gauge



Rear guarding with safety sensors



Side view

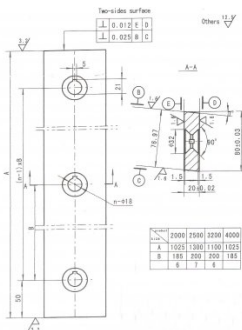


Blade clearance chart

Recommended Accessories

S9986

2540mm Sheet Metal Guillotine Blade Set - 6CrW2Si




M800

Rubber Mat - Anti-Fatigue



M805

Rubber Mat - Anti-Fatigue



O000

SpillFix Universal Organic Absorbent



Product Brochure For S9371

O043
 Rust & Corrosion Preventive



O042
 General Purpose Lubricant & Corrosion Inhibitor



O040
 Rust & Corrosion Preventive



O044
 Rust & Corrosion Preventive



O004
 Superdraulic ISO 46 Hi Temp Hydraulic Oil



O005
 Superdraulic ISO 46 Hydraulic Oil

