

Product Brochure For W07716A

1960 x 1000mm BuildPro Modular Welding Table - Standard Finish - TMA62010

Reversible Table Plates
 Ø16mm Holes

On Sale - Limited Stock

Ex GST	Inc GST
\$3,650.00	\$4,015.00
\$3,390.00	\$3,729.00



ORDER CODE:	W07716A
MODEL:	TMA62010
Table Top Finish (Type):	Standard Finish
Table Top Size (mm):	1960 x 1000
Table Height (mm):	900
Table Side Height (mm):	~
Top Plate Thickness (mm):	16
Grid Pattern (mm):	50 x 50
Table Hole Diameter (Ø):	16
Table Slots (mm):	40
Static Load Capacity (kg):	2500
Total W.L.L. (kg):	~
Number of Legs (No.):	~
Nett Weight (kg):	306

BuildPro™



Description

BuildPro® Models

NEW REVERSIBLE SELF-LOCATING TABLE PLATES!

The very practical, modular design of the BuildPro® Table makes it easy to set-up and tear down for job at hand, big or small. Save time and money by holding, positioning and locating quickly and easily with a wide variety of BuildPro® clamps and accessories.

In this economy, we know you need to be flexible and responsive to new business opportunities by reducing set-up time, improving consistency and work quality and remaining competitive in both pricing and delivery in a wide variety of jobs; short runs, volume production, prototypes, and multiple jobs in fabrication, repairs, and maintenance.

Accuracy:

Table flatness : 0.30mm / 914.4mm
 Hole diameter : 16mm + 0.05mm
 Hole spacing : 50mm ± 0.038mm
 Plate thickness : 16mm ± 0.10mm

All BuildPro® Tables have 16mm thick steel plate with Ø16mm holes in a 50mm grid pattern. All tables, except BuildPro® MAX, have 40mm slots between plates.

Features


- Standard table material finish
- Ø16mm holes
- 16mm thick plate
- 50 x 50mm grid pattern
- 900mm table height
- Includes legs

Product Brochure For W07716A


Specific Features




Shown Welding with Optional Accessories



Shown with Optional Accessories Setting Up Go Cart Frame



Shown with Optional Accessories Setting Up Sheetsteel




Shown with Optional Accessories Setting Up Frame



Shown with Optional Accessories Setting Up Frame 2



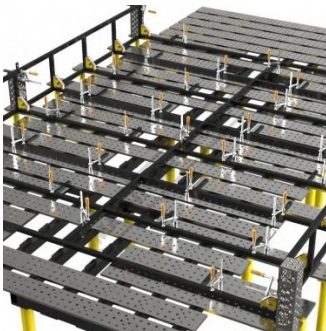
Shown with Optional Accessories Setting Up Frame 3



Shown with Optional Accessories Setting Up Frame 4



Shown with Optional Accessories Setting Up Frame 5



Shown with Optional Accessories and Joining Multiple Tables

Product Brochure For W07716A

Recommended Accessories

W08180
 Modular Pipe & Tube Notcher



C103
 228mm Multi-Purpose Locking Clamp



W08512
 Weld Clamps with Locking Nuts (2 Piece Pack)



W08515
 38mm x M12 Multi-Purpose Riser/Stops (Spigot Type) - 4pc Pack



W07748
 BuildPro Levelling Caster - 1 Piece



W07742
 BuildPro HD Table Leg - 1 Piece

