

Product Brochure For W3448

Wood Dust Extraction Ducting - DCK-915P

2 Piece 915mm x Ø100mm (4")



On Sale

Ex GST

~~\$60.00~~

\$53.64

Inc GST

~~\$66.00~~

\$59.00

ORDER CODE:	W3448
MODEL:	DCK-915P
Type:	Wood Dust Extraction Ducting
Application:	Timber
Size:	Ø100mm Clear Pipe & 2 Piece - 915mm long Lengths
Suits:	All Wood Dust Collectors
Nett Weight (kg):	~



Description

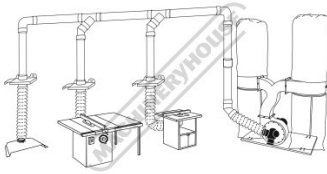
Suits DCK-200W - Wall Mounted Wood Dust Extraction Kit.

Includes


- 2 x 915mm lengths of Ø100mm clear tubing
- Please Note:
- We strongly recommend that you "Earth" this ducting kit to each piece of equipment and the dust collector itself to minimise the risk of static build-up that can result in fire.

Product Brochure For W3448


Specific Features



Shown with Optional Accessories



Shown Set Up with Optional Machines and Accessories



Shown Set Up with Optional Machines and Accessories 2



Shown Set Up with Optional Machines and Accessories 3



Shown Set Up with Optional Machines and Accessories 4



Shown with Optional Gate



Shown with Optional Y Connector Joined with 45 Degree Elbow



Shown with Optional 90 Degree Elbow


Recommended Accessories

W3447
 Wall Mounted Wood Dust
 Extraction Ducting Kit

W344
 Wood Dust Accessory Kit

W322A
 Flame Retardant Dust Hose -
 Metal or Timber

W3405
 Dust Hose Clamp



Product Brochure For W3448

W340
 Dust Hose Clamp



W341
 Dust Hose Clamp



W334A
 Dust Hose Stepped Reducer



W3346
 Dust Hose Stepped Reducer



W334B
 Dust Hose Joiner



W3395
 Quick Connect Adaptor



W333
 Dust Hose Reducer



W335
 Blast Gate



W336
 Dust Hose Elbow - 90 Degree



W337
 Dust Hose Y Adaptor



W3375
 Dust Hose Y Adaptor



W334
 Dust Hose Reducer



Product Brochure For W3448

W338

Dust Hose Universal Dust Hood



W339

Dust Hose Floor Sweeper Attachment



W338A

Wood Lathe - Dust Chute Hood



W338B

Wood Lathe - Dust Chute - Big Gulp

