

Product Brochure For W832

## Thicknesser - HSS Blades - T-406

406 x 150mm (W x H) Material Capacity  
 Includes 3 x High Speed Steel Blades



**On Sale**

Ex GST	Inc GST
<del>\$2,350.00</del>	<del>\$2,585.00</del>
<b>\$2,180.00</b>	<b>\$2,398.00</b>

ORDER CODE:	W832
MODEL:	T-406
Material Width Capacity (mm):	406
Material Height Capacity (mm):	150
Minimum Material Length (mm):	155
Maximum Depth of Cut (mm):	4.5
Cutter Type:	HSS Blades - Straight
Quantity of Cutters (No. x Type):	3 x Blades
Cutter Block Diameter (mm):	72.5
Cutter Block Speed (rpm):	4000
Quantity of Spirals (No.):	~
Length of Table (mm):	1060
Length of Table with Extensions/Rollers (mm):	406 x 305 x 38
Feed Speed (m/min):	3.9 / 4.9
Dust Outlet Diameter (mm):	100
Motor Power (kW / hp):	2.25 / 3
Voltage / Amperage (V / amp):	240 / 15
Floor Space (W x D x H) (mm):	1060 970 x 1110
Floor Space With Option Stand (W x D x H) (mm):	~
Nett Weight (kg):	239

### Description

The HAFCO Woodmaster T-406 Thicknesser is designed for accurate and consistent timber thickening with low maintenance and reliable performance.

Featuring a traditional 3-blade High Speed Steel (HSS) cutter head that is fully adjustable and easy to service, the blades can be quickly removed for re-sharpening or replaced, which reduces running costs.

The two-speed gearbox offers feed rates of 3.9 and 4.9 metres per minute, allowing operators to balance productivity with finish quality.

Ribbed steel drive rollers ensure positive timber feed and minimise slippage, even on harder materials, and the integrated digital depth indicator reduces setup time.

Powered by a heavy-duty 2200W (3HP) 240V induction motor, the T-406 delivers consistent cutting power via a twin pulley V-belt drive system for efficient torque transfer and long-term durability.

### Features

- 406mm wide x 150mm high timber capacity
- 3 x HSS blades pre-set in cutter head with quick action blade change
- High output 3HP 240V induction motor located in the enclosed stand
- Solid cast iron construction
- Cast iron in-feed & out-feed tables
- 2 speed feeding gearbox with feed rates of 3.9 or 4.9mpm
- Digital cutting height gauge
- Base mounted wheel kit supplied as standard
- Ø100mm dust chute

Product Brochure For W832

**Specific Features**



Right Side View



Top View



Left Side View



Rear View



Control Panel



Digital Height Gauge



Height Adjustment Hand Wheel



2 Speed Feed Gearbox




Height Adjustment Lock Handle




Cast Iron Main Table



HSS Blades



HSS Blades Top Adjustments



HSS Blade Setting Guide



Lever Action Front Wheel



Moveable on Wheels




Rear Wheels

Product Brochure For W832



Adjustable Stop




Infeed and Outfeed Tables



Top Rollers for Returning Material



100mm Dust Outlet



Includes Parts

**Recommended Accessories**

TR0041  
 HSS STRAIGHT BLADES 3PKT

W394  
 Dust Collector

W344  
 Wood Dust Accessory Kit

W334  
 Dust Hose Reducer



Product Brochure For W832

**W333**  
 Dust Hose Reducer



**W335**  
 Blast Gate



**W336**  
 Dust Hose Elbow - 90 Degree



**W337**  
 Dust Hose Y Adaptor



**W338**  
 Dust Hose Universal Dust Hood



**W339**  
 Dust Hose Floor Sweeper Attachment



**W340**  
 Dust Hose Clamp



**W930**  
 Mobile Base



**W931**  
 Mobile Base - Heavy Duty



**W343**  
 Roller Stand



**W343A**  
 Roller Stand



**W3434**  
 Roller Stand

