

Product Brochure For Z03119

LATHE OPTI TX-4414V - Factory Sample

415V

Sydney Pickup Only

Ex GST	Inc GST
\$14,950.00	\$16,445.00



ORDER CODE:	Z03119
MODEL:	LATHE OPTI TX-4414V
Type:	~
Brand:	~
Capacity:	~
Speed Range (rpm):	~
Motor Power (kW / hp):	~
Voltage / Amperage (V / amp):	~
Branch The Item is Located (Available):	~



OPTIMUM

Description

Sydney Pickup Only

Factory Sample

12 Months Warranty

TECHNICAL SPECIFICATIONS

Electrical connection
 3 x415V ~ 50 Hz

Power
 Spindle drive: 5.5 kW
 Coolant pump 100W

Work areas
 Center height: 220mm
 Distance between centres: 1380mm
 Swing diameter over machine bed: 440mm
 Main spindle bore: 52mm

Work area
 Keep a work area of at least one metre around the machine free for operation and maintenance.

Headstock
 Main spindle nose: DIN ISO 702-2 No. 6 (Camlock)
 Spindle taper: MT6
 Reducing sleeve in main spindle: MT5
 Spindle Speeds: 20 - 2200rpm (~50Hz)
 Gear stages: 4

Lathe chuck
 Type: K11 200/D6 (3442763)
 max. speed: 3000rpm
 Lathe chuck diameter: 200mm

Product Brochure For Z03119

Slides

Travel bed slide: 950mm
 Travel cross slide: 290mm
 Travel top slide: 140mm
 Offset length top slide mounting: 275mm

Feeds and pitches

Longitudinal feed: 0.05 - 0.75mm/rev
 Cross feed: 0.025 - 0.376mm/rev
 Metric thread: 0.5 - 7.5mm/rev
 Inch threads: 60 - 4 threads/inch
 Module threads: 0.25 - 3.75mm TT
 D.P. threads: 120 - 8
 Lead screw pitch: 6MM

Tailstock MT4

Quill diameter: 60mm
 Quill travel: 130mm
 Taper in the quill: mt4

Tailstock

Quill diameter: 60mm
 Quill travel: 130mm
 Taper: MT5

Steady Rests

Fixed steady rest 5- 160mm
 Follow rest passage: 8-160mm

Dimensions

Weight of machine: 1630kg

Specific Features



Front View




Headstock




Saddle Left View




Saddle Right View



Saddle Control



Top View



Tailstock

Product Brochure For Z03119

Recommended Accessories

W309

Safety Push Blocks & Stick Set



W311

Ripping Gauge



W308

Mitre Gauge & Fence



W952

Wood Band Saw



W332

Dust Collector



W886

Dust Collector



W930

Mobile Base



W931

Mobile Base - Heavy Duty



Product Brochure For Z03119

W344
 Wood Dust Accessory Kit



W334
 Dust Hose Reducer



W333
 Dust Hose Reducer



W335
 Blast Gate



W336
 Dust Hose Elbow - 90 Degree



W337
 Dust Hose Y Adaptor



W338
 Dust Hose Universal Dust Hood



W339
 Dust Hose Floor Sweeper Attachment



W340
 Dust Hose Clamp



W343
 Roller Stand



W343A
 Roller Stand



W3434
 Roller Stand



Product Brochure For Z03119

M977

Digital Bevel Box

