

Product Brochure For Z46199

## Pressbrake with Touch Screen CNC Control - Ex Demo as NEW - PB-135B

135T x 3200mm - Includes Laser Safety Guarding  
 CNC Fasfold 202 Control, 2-Axis SERVO DRIVEN with Ballscrew  
 Backgauge

### Please Call



ORDER CODE:	Z46199
MODEL:	PB-135B
Control Unit (Type):	CNC FASFOLD 202
Nominal Pressure - Tonnage (Ton):	135
Nominal Pressure - Kilonewtons (kN):	1250
Length of Work Table (mm):	3200
Distance Between Columns (mm):	2600
Throat Depth (mm):	320
Maximum Open Height (mm):	380
Ram Stroke (mm):	125
Machine Axis (No.):	2
Safety Guarding System (Type):	Laser System
Backgauge Travel (mm):	550
Table Bed Crowning System (Type):	~
Motor Power (kW / hp):	7.5 / 10
Motor Voltage (V):	415
Floor Space Requirements (L x W x H) (mm):	3900 x 2000 x 2700
Nett Weight (kg):	6550



### Description

FASFOLD 202 CNC Controller  
 Australian made and designed controller to maximise performance & increased production that leads to increased profits, so whether you are a production or a jobbing shop, Fasfold saves you lots of setup time. If you do one off, quickly draw your profile up in quickdraw.

Multi touch screen colour graphics on wide screen with smart phone style 2 finger zoom, pan, rotate and page flicking QuickDraw programming by hand on Touch screen.

QUICK DRAW - 5 Easy steps to programming

Step 1. Simply touch the corners on the grid to draw the box to the left Press OK to return to the main screen

Step 2. Touch on the dimension or angle of the profile in the middle to edit the value on the pop-up keypad

Step 3. See the profile on the left for easy editing.... and the folding simulation on the right!  
 View the actual folding sequence simulation on the graphic of a Press Brake as you fold in real time or animation mode  
 Change folds from front to rear to optimise production Step through the whole sequence without wasting time or material.  
 Touch the "Automatic fold sequence" button or set the fold sequence manually simply by entering the sequence (1 2 8 7 6 5 3 4 for the example on the left)

Step 4. Enter material thickness and bending width

Step 5. Select the right tool and Die from the library and start production:

#### METALMASTER Pressbrakes

MetalMaster Quality Pressbrakes feature high durability, and provide precision bending capabilities. The Pressbrake main frames are constructed from rolled, stress relieved solid steel to prevent distortion during the bending process and under extreme continuous loads.

MetalMaster Pressbrakes are produced in a high volume production process and therefore are able to be manufactured cost effectively, resulting in an affordable price, representing value for money and quicker return on investment.

All electrical components are of European quality supplied by, Telemecanique, Merlin Gerin and ABB.

### Features

- FASFOLD 202 CNC Controller

## Product Brochure For Z46199

---

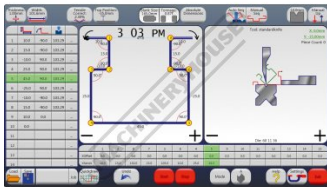
- Free-Hand editing on profile as opposed to data block editing
- Self paced, individualised On-screen tutorials
- Automatic under-/over-Fold compensation
- True Bend allowance on backstop (K factor)
- Dynamic Graphical Diagnostic
- 3D & 2D operation included as standard
- Speed monitoring and stopping distance monitoring ensuring a safer pressbrake
- Uses a 3rd axis called the beam axis which allows for variable beam openings to increase production cycle time
- History Record function for diagnostic and training purposes by Help Desk
  
- LASER GUARDING -
- Laser guarding provides close proximity operator protection allowing faster bending cycles, promoting higher productivity
- The Laser system is compliant with requirements of EN61496-1, EN61496-2, ISO 13849-1 Ple, as well as AS/NZS 4024.1503
- Australian designed electrical system featuring dual channel monitoring on all essential machine functions
- Top beam speed & stopping performance are all real time monitored to ensure compliance with safety regulations
  
- METALMASTER Pressbrakes -
- Dual Hydraulic rams balanced by a heavy duty torsion bar, Electronically controlled by the FASFOLD CNC control assuring accuracy & repeatability.
- Servo driven Y Axis for quick and precise adjustment of angles for bending & corrections
- Servo driven X Axis provides fast response & accuracy when positioning the backgauge
- High performance back gauge with ballscrew provides fast and accurate positioning
- Segmented heavy duty 86° top punch
- European style punch holder with an adjustable wedge clamping system for crowning
- Multi vee ('V') bottom die is made from one solid 3200mm die block design to handle heavy plate, safety edge vee ('V') is incorporated in bottom die block.
- Sliding steel fabricated sheet supports enabling a wide range of material sizes to be aligned and supported at the correct required height. This feature is achieved with a "T" slot machined down the total length of the die bed, sheet supports are also adjustable vertically to assist in supporting material with return bends already folded.
- Metal safety guarding surrounding the machine with rear sliding door fitted with micro switch ensuring operator safety.
- Hydraulic pressure gauge with quick adjust pressure control & over pressure protection allows the operator to accurately set the pressure required for different material thickness.
- The vertical supporting slides are treated to provide greater wear resistance and increased accuracy.
- Includes laser guarding system
  
- Pre-Commissioning:
  1. Pressbrake is run & tested prior delivery
  2. Hydraulic oil is included with machine

### **Includes**

- FASFOLD 2D Graphical CNC Control mounted on swivel pendant
- Touch Screen Quickdraw profile programming
- 86 Degree Top Punch with Segments (3x800, 1x365, 1x200, 1x100, 1x50, 1x40, 1x20, 1x15, 1x10)
- Top tooling tool intermediate holder system with wedge type adjustment
- Multi V bottom die block 95 x 95mm with a range of V's between 4mm~65mm
- Laser guarding system
- Servo motor X & Y axis for ultimate speed & performance
- Sliding front sheet support arms
- High performance servo backgauge with ballscrew, 520mm travel

Product Brochure For Z46199

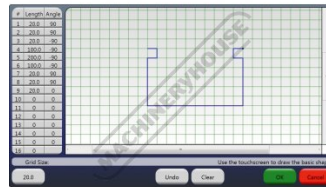
Specific Features



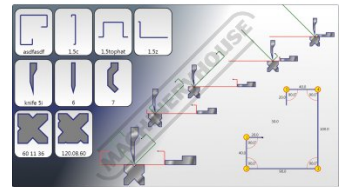
FASOLD Controller



Edit Page



Quickdraw



Simulation View



Existing Job Library



Top Punch Selected



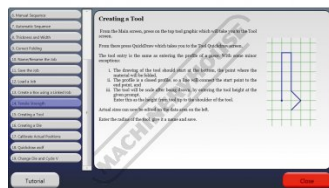
Top Punch Library



Die Block Selected



Die Block Library



Creating Tools



Diagnostics View




Adjustable Sliding Front Sheet Supports



Laser Face Left



Foldsafe Control Box



Top and Bottom Tooling




Intermediate Clamps


Product Brochure For Z46199



Adjustable and Sliding Front Sheet Supports



Ezy Set NC 89 Go To Back Gauge



Adjustable Top Tool Taper Wedge System




Synchronised Torsion Bar



Synchronised Torsion Bar




Adjustable Pressure Control



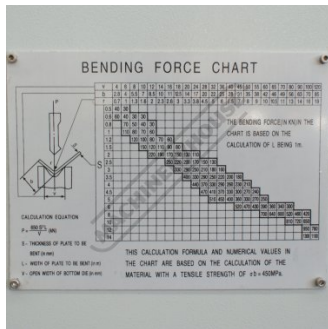
Fine Adjustment Beam Positioning



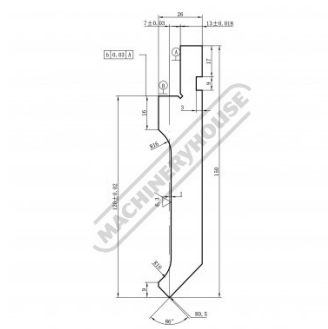
Fine Adjust Back Gauge



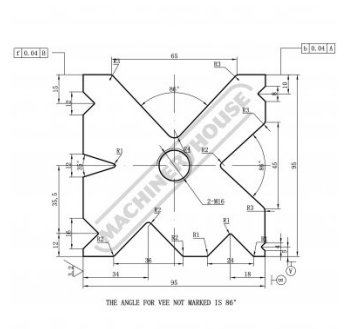
Lubrication Chart



Tonnage Calculation Chart



Segmented Top Punch



One Piece 4 Sided Die

Product Brochure For Z46199

**Recommended Accessories**

**S988**  
 Quick Action Intermediate  
 Clamps



**S991S**  
 86° Top Punch Pressbrake  
 Tooling - Segmented



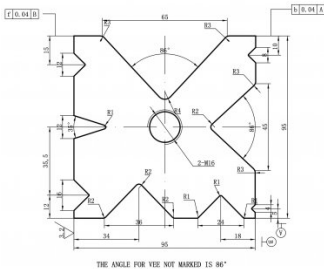
**S991**  
 86° Top Punch Pressbrake  
 Tooling



**S991F**  
 86° Top Punch Pressbrake  
 Tooling



**S993**  
 95mm Die Block Pressbrake  
 Tooling



**S990S**  
 35° Top Punch Pressbrake  
 Tooling - Segmented



**S990**  
 35° Top Punch Pressbrake  
 Tooling



**S990F**  
 35° Top Punch Pressbrake  
 Tooling



Product Brochure For Z46199

---


**S996**

15° Top Punch Pressbrake Tooling



**S996A**

60mm Die Block Pressbrake Tooling



**S996B**

60mm Die Rail Pressbrake Tooling

